

high-purity membrane nitrogen generators

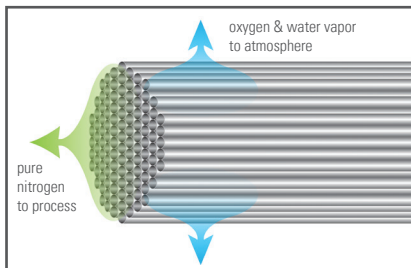
FEATURES

- produces nitrogen in-house simply and inexpensively requiring only a pre-treated compressed air system
- uses proven membrane technology
- rapid return on investment
- 5 models with rated flows from 8 to 2500 scfh
- purities from 95 to 99.9%
- all-in-one package includes F¹ centrifugal water separator, NMD magnetic condensate drain, F¹ 1.0 and 0.01 micron coalescing filters, F¹ AC activated carbon filter
- adjustable purity control regulator (optional)
- no moving parts and no electricity required
- compact and lightweight design provides horizontal or vertical placement in tight spaces with wall mounting brackets included as standard
- lower air consumption and refined controls provide greater energy efficiency
- applications include food packaging, plastics, chemicals, pharmaceuticals and atmosphere blanketing




membrane technology

hundreds of thousands of hollow fibers separate nitrogen from air through a process known as selective permeation



safe & reliable

eliminates the safety hazards of transporting and storing pressurized gas cylinders or liquid nitrogen



nano-purification solutions
charlotte, north carolina
united states

nano-purification solutions
new bethlehem, pennsylvania
united states

nano-purification solutions
st. catharines, ontario
canada

nano-purification solutions
gateshead, tyne and wear
united kingdom

nano-purification solutions
krefeld, germany

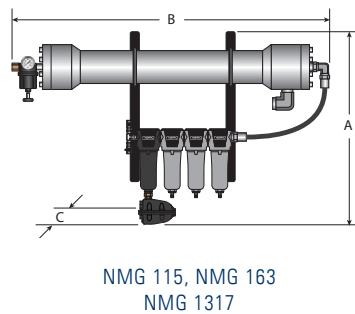
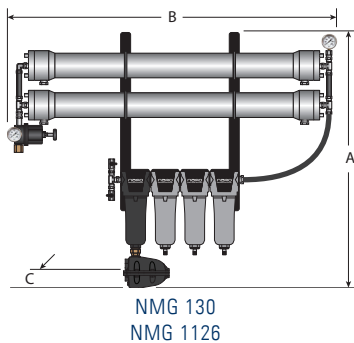
tel: 704.897.2182
fax: 704.897.2183
email: support@n-psi.com
web: www.n-psi.com

SPECIFICATIONS

generator model	inlet air pressure psig	air inlet requirement and nitrogen flow by model scfh nitrogen (scfm feed air)							dimensions (inches)			approx. weight lbs
		99.9% (0.1%)	99.5% (0.5%)	99% (1%)	98% (2%)	97% (3%)	96% (4%)	95% (5%)	A	B	C	
NMG 115	100	8 (1)	15 (1)	23 (1)	29 (1)	38 (2)	49 (2)	56 (2)	26	29	12	25
	125	12 (2)	21 (2)	32 (2)	42 (2)	56 (2)	67 (3)	77 (3)	26	29	12	25
	150	13 (2)	24 (2)	35 (2)	45 (2)	63 (3)	77 (3)	91 (3)	26	29	12	25
	200	20 (3)	35 (3)	56 (3)	70 (3)	95 (4)	113 (4)	134 (4)	26	29	12	25
NMG 130	100	16 (2)	30 (2)	46 (2)	58 (2)	76 (4)	98 (4)	112 (4)	26	29	12	30
	125	24 (4)	42 (4)	64 (4)	84 (4)	112 (4)	134 (6)	154 (6)	26	29	12	30
	150	26 (4)	48 (4)	70 (4)	90 (4)	126 (6)	154 (6)	182 (6)	26	29	12	30
	200	40 (6)	70 (6)	112 (6)	140 (6)	190 (8)	226 (8)	268 (8)	26	29	12	30
NMG 163	100	32 (5)	63 (5)	84 (5)	130 (6)	165 (7)	204 (8)	243 (9)	40	48	12	40
	125	44 (7)	87 (7)	116 (7)	176 (8)	226 (9)	278 (11)	328 (11)	40	48	12	40
	150	50 (8)	101 (8)	134 (8)	197 (9)	257 (10)	314 (12)	388 (13)	40	48	12	40
	200	73 (12)	146 (12)	194 (12)	293 (13)	388 (15)	459 (17)	529 (18)	40	48	12	40
NMG 1126	100	63 (8)	126 (10)	168 (11)	260 (13)	330 (15)	408 (16)	486 (18)	40	48	12	51
	125	87 (11)	174 (14)	232 (15)	352 (17)	452 (19)	556 (22)	656 (23)	40	48	12	51
	150	100 (12)	200 (15)	268 (17)	394 (19)	514 (21)	628 (24)	776 (27)	40	48	12	51
	200	145 (18)	290 (22)	388 (24)	586 (27)	776 (31)	918 (34)	1058 (36)	40	48	12	51
NMG 1317	100	159 (12)	317 (24)	423 (26)	600 (29)	777 (33)	953 (37)	1130 (40)	34	53	12	69
	125	212 (16)	423 (32)	565 (34)	812 (38)	1059 (44)	1306 (49)	1518 (52)	34	53	12	69
	150	238 (18)	476 (36)	635 (38)	918 (42)	1200 (48)	1447 (53)	1730 (58)	34	53	12	69
	200	393 (39)	714 (55)	953 (57)	1341 (61)	1765 (70)	2154 (79)	2500 (84)	34	53	12	69

specifications	
inlet & outlet connections	½" NPT
design operating pressure range	100 to 200 psig
design operating temperature range	41 to 113°F
pressure drop	7 to 10 psig

- (1) the amount of compressed air (scfm feed air) required at the inlet as a function of the nitrogen flow at the outlet. Values are approximate. Contact us for detailed compressed air inlet requirements. At 100 psig inlet. For feed air required at different inlet pressure, contact support@n-psi.com
- (2) technical specifications subject to change without notice. Direct inquiries to support@n-psi.com or contact 704.897.2182



above drawings are for representation purposes only