

installation manual

SEPURA™ WMB

wall mounting brackets

for SEP 120 & SEP 360 units

nano

Useful wall mounting brackets that allow smaller units be raised off the floor for convenience.

benefits of wall mounted units:

- free up valuable floor space
- less chance of damage from machinery
- easier height to take test samples from
- tidier workspace

The SEPURA™ WMB comes in two sizes to fit our SEP 120 and SEP 360 units.




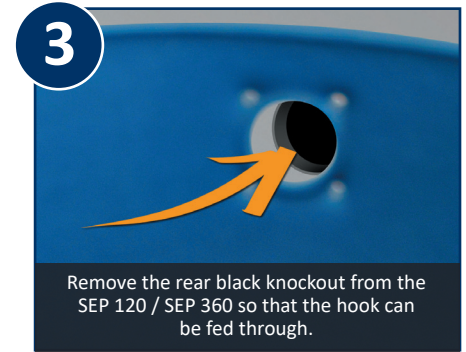
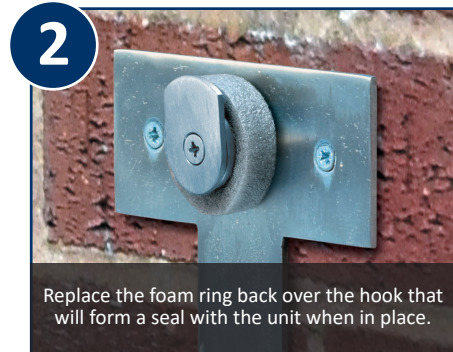
easy install



Before installing the WMB (Wall Mounting Bracket), please read the following guidelines.

- Find the optimum location for the installation. It is important the chosen anchor point can safely support 15.5 lb WMB120 and/or 37.5 lb WMB360.
- Ensure that the chosen position will allow safe maintenance, servicing & weekly water testing access
- Safely fix the WMB, plumb, level, square & true to the anchor point using the correct fittings in all 4 fixing holes provided specific to the installation requirements.
- All WMB installations must comply to Health & Safety Legislation and/or Regulations.

NOTE: nano does not supply fixings for the WMB with each kit. It is your responsibility to use appropriate fixings for the surface that you wish to attach it to. nano is not responsible for any accidental or performance issues arising from fixing of the WMB unit.



optional fixings supplied:

