CO_2 Removal Adsorption Dryer

Features

- Generate your own supply of purge gas in-house via connection of dryer to your existing compressed air system to deliver clean, dry and CO_2 free purge gas.
- Constant supply of high-purity air eliminates interruptions for cylinder changes, minimizes instrument recalibration, and removes the safety risks associated with high-pressure cylinders.
- Lower running costs vs cylinder rental or purchase
- Engineered for laboratories, the compact, wall-mountable design preserves bench space while the innovative exhaust silencer ensures exceptionally quiet operation.
- Advanced PSA system with automatic regeneration and multi-stage purification including snowstorm-filled cartridges, integrated 1.0-micron filtration, and a nano GFN 0.01-micron pre-filter ensures consistently clean, dry air with CO_2 levels under 1 ppm.
- Laboratory applications include FTIR purge, TOC purge, NMR, GC flame gas and laser purging.

Easy to Maintain

Less than 15 minutes required for maintenance due to unique factory built filtration and adsorption cartridges.

Ease of Use



N-tech's icon-driven interface provides one-touch control, real-time data, seamless BMS connectivity, and automatic power-loss recovery (available on models NDC 900 and NDC 1200).

nano L[1]: CO_2 Removal Adsorption Dryer

MODEL	INLET & OUTLET (1)	INLET AIR FLOW (2)		OUTLET GAS FLOW (2)		DIMENSIONS (INCHES)			APPROX. WEIGHT	INCLUDED PRE-FILTER (3)	OPTIONAL AFTER-FILTER (4)
	NPT/FLG	FT^3/HR	L/MIN	FT^3/HR	L/MIN	A	B	C	LBS	PART NO.	PART NO.
NDC 015 GF	⅜" PTC	5.3	2.5	3.2	1.5	17.3	10.4	8.7	18.2	GF N0025 M01	GFN 0025 AC
NDC 050 GF	⅜" PTC	17.6	8.3	10.6	5	17.3	10.4	8.7	18.2	GFN 0025 M01	GFN 0025 AC
NDC 140 GF	⅜" PTC	53	25	32	15	17.3	10.4	8.7	18.2	GFN 0025 M01	GFN 0025 AC
NDC 300 GF	⅜" PTC	106	50	64	30	25.6	10.4	8.7	28.2	GFN 0025 M01	GFN 0025 AC
NDC 600 GF	⅜" PTC	212	100	127	60	46.8	10.4	13	42.5	GFN 0050 M01	GFN 0050 AC
NDC 900 GF	1"	318	150	191	90	30	16.8	11.3	100	GFN 0105 M01	GFN 0105 AC
NDC 1200 GF	1"	424	200	254	120	30	16.8	11.3	100	GFN 0105 M01	GFN 0105 AC

SPECIFICATIONS	NDC 015 TO NDC 300	NDC 600 TO NDC 1200
Design operating pressure range (psig)	58 to 145	58 to 174
Recommended operating temperature range (°F)	59 to 68	
Design operating temperature range (°F)	39 to 122	
Power supply requirements	50 or 60 Hz, 100 to 240 VAC	
Maximum noise level (during depressurization)	<70 dBA	
Manufacturing quality standards	ISO 9001:2015 & CE	
Warranty	1 year	

OUTLET GAS QUALITY	STANDARD	OPTIONAL
Maximum CO2 content (ppm)	1	-
Maximum pressure dew point (°F)	-94	-
Maximum particulate size (micron)	1	0.01 (5)
Maximum oil content (ppm)	-	0.003 (4)

PRESSURE CORRECTION FACTORS (6)					
Inlet air pressure (psig)	87	102	116	131	145
Correction factor	0.88	1.00	1.13	1.25	1.38

TEMPERATURE CORRECTION FACTORS (6)				
Inlet air temperature (°F)	59	68	77	86
Correction factor	0.94	1.00	1.00	0.90

(1) NDC 015 to NDC 600 have push to connect fittings on the inlet and outlet. All other models have NPT threaded connections.

(2) At 100 psig inlet pressure and 68°F and up to 375 ppm CO_2. For outlet flow at all other conditions contact support@airandgassolutions.com.

(3) Includes a nano M01 high efficiency coalescing prefilter as standard.

(4) Optional AC activated carbon filter at the inlet for the removal of hydrocarbon vapors

(5) Optional 0.01 micron post filter (M01)

(6) To be used as a rough guide only. All applications should be confirmed by nano. Contact support@airandgassolutions.com for further assistance.

(7) NDC 900 to NDC 1200 - noise level is <80 dBA.

(8) Technical specifications subject to change without notice. Direct inquiries to support@airandgassolutions.com or contact 704.897.2182.

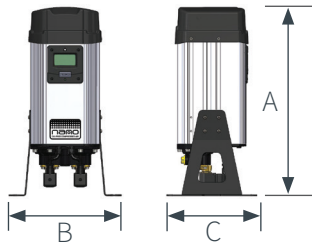

NDC 015 to NDC 600

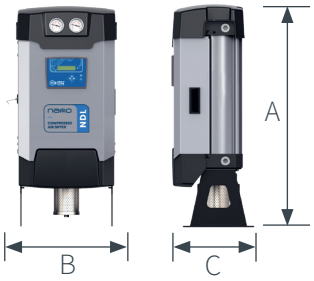

NDC 900 & NDC 1200

Technical specifications subject to change without notice.
Publication Reference: L1-US-EN-Version-000
©2026 Air & Gas Solutions LLC

MEMBER OF CAGI Compressed Air & Gas Institute

nano
Experience. Customer. Service.

nano-purification solutions
www.nano-purification.com

United States
Charlotte, North Carolina
Phone: +1 704 897 2182
Email: support@airandgassolutions.com

United States | Canada | United Kingdom | Singapore