

Schema Elettrico / Wiring Diagram

Progetto / Project:

85504165UL-01

Modello macchina / Machine model:

NCS 0101 US

Dati elettrici / Electrical data

Alimentazione elettrica / Power supply	460V/3F/60HZ
Tensione ausiliari / Auxiliary Voltage:	230VAC – 24VAC

Limiti operativi / Operating limits

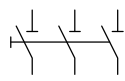
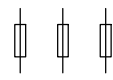
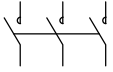
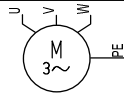
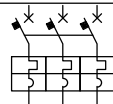





Range di tensione / Voltage range	+/- 10%
Squilibrio tensione / Voltage unbalance:	+/- 2%
Range di frequenza / Frequency range:	+/- 1%







MODELLO / MODEL	POTENZA MAX. MAX. POWER KW	CORRENTE MAX. MAX. CURRENT A	MAX. LRA LRA MAX. A
NCS 0101 US	16,6	26,7	145,1

MODELLO / MODEL	COMPRESSORE / COMPRESSOR				POMPA / PUMP			VENTILATORE / FAN		
	POTENZA MAX. MAX. POWER N° X KW	CORRENTE MAX. MAX. CURRENT N° X A	MAX. LRA LRA MAX. N° X A	MAGNETOTERMICO MAIN SWITCH N° X A	POTENZA MAX. MAX. POWER N° X KW	CORRENTE MAX. MAX. CURRENT N° X A	MAGNETOTERMICO MAIN SWITCH N° X A	POTENZA MAX. MAX. POWER N° X KW	CORRENTE MAX. MAX. CURRENT N° X A	MAGNETOTERMICO MAIN SWITCH N° X A
NCS 0101 US	1X13,9	1X21,6	1X140	3X25A	1X1,1	1X2,2	3X2,5	1X1,62	1X2,85	3X6A

This drawing is a property of nano-purification solutions and we reserve the copyright to all our designs which cannot be reproduced, transmitted, disclosed to third parties or utilized in any form without first obtaining our written consent. Contravention will be prosecuted. This drawing is subject to modification time to time to suit construction purpose.

C	AGG. NOTE GENERALI	05/09/2017	UM	AC	AC
Rev.	Descrizione revisione / Revision description	Data / Date	Dis./Draft.	Verificato / Checked	Approvato / Approved

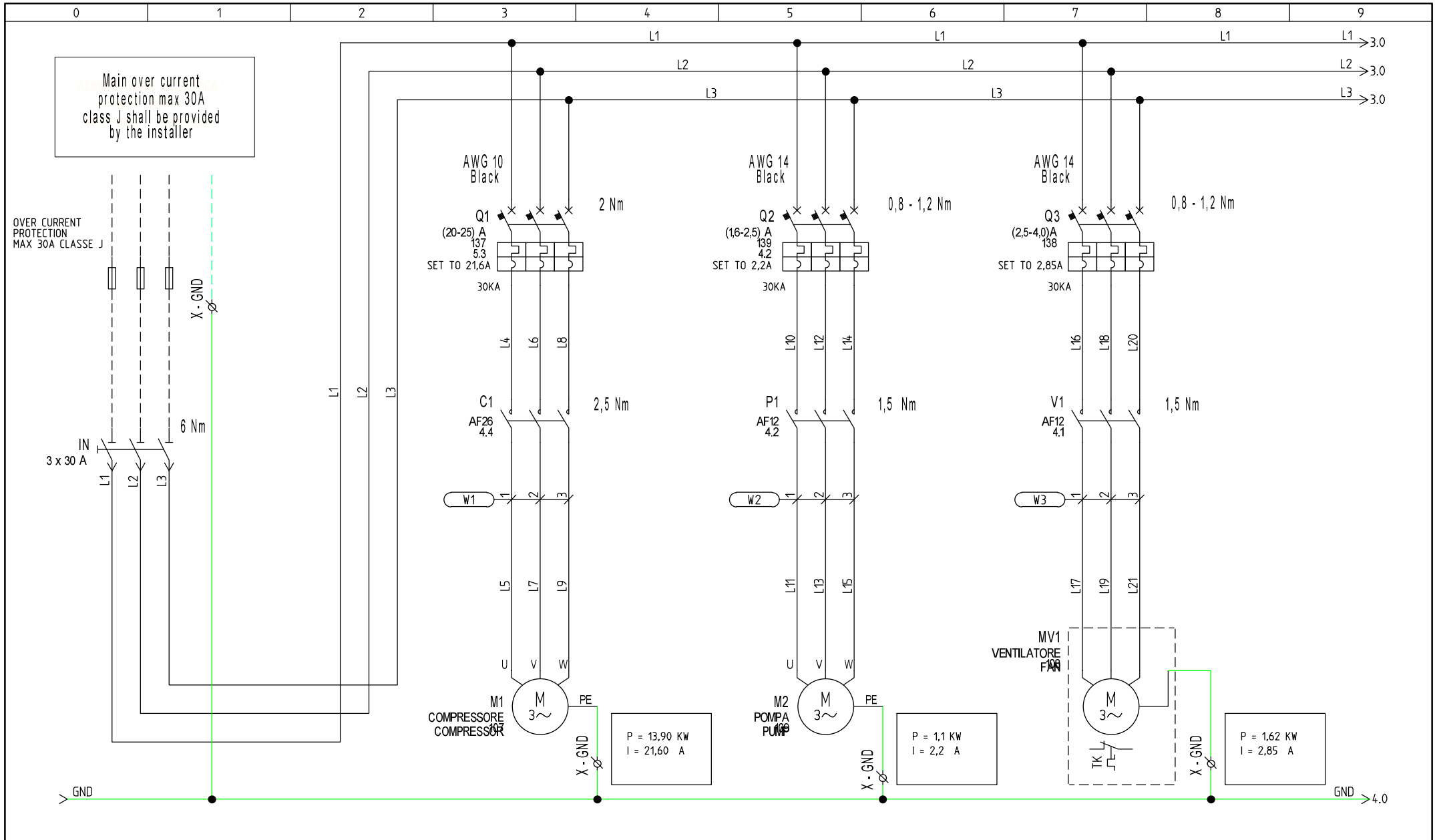
Simbol	Description
	MAIN SWITCH
	FUSES
	CONTACTOR
	3 PH MOTOR
	CIRCUIT BREAKER
	SEQUENCE PHASE RELAY
	KLIXON FAN MOTOR THERMAL SWITCH
	RESISTANCE
	CONTACTOR / AUX RLELAY
	SOLENOID VALVE

Simbol	Description
	PRESSURE SWITCH
	0-1 SELECTOR
	AUX. TRANSFORMER
	NTC PROBE
	DIFF. PRESSURE SWITCH
	CIRCUIT BREAKER AUX. CONTACT

REV C	Modification AGG. NOTE GENERALI
05/09/2017	Drafter MU Approved AC

Model: NCS 0101US
Drawing no.: 85504165UL-01

This drawing is a property of nano-purification solutions and we reserve the copyright to all our designs which cannot be reproduced, transmitted, disclosed to third parties or utilized in any form without first obtaining our written consent. Contravention will be prosecuted. This drawing is subject to modification time to time to suit construction purpose.	
File name: 85504165UL-01	
DRAFT.:	DATE: 05/09/2017



REV C	Modification AGG. NOTE GENERALI
03/12/2018	Drafter MU Approved AC

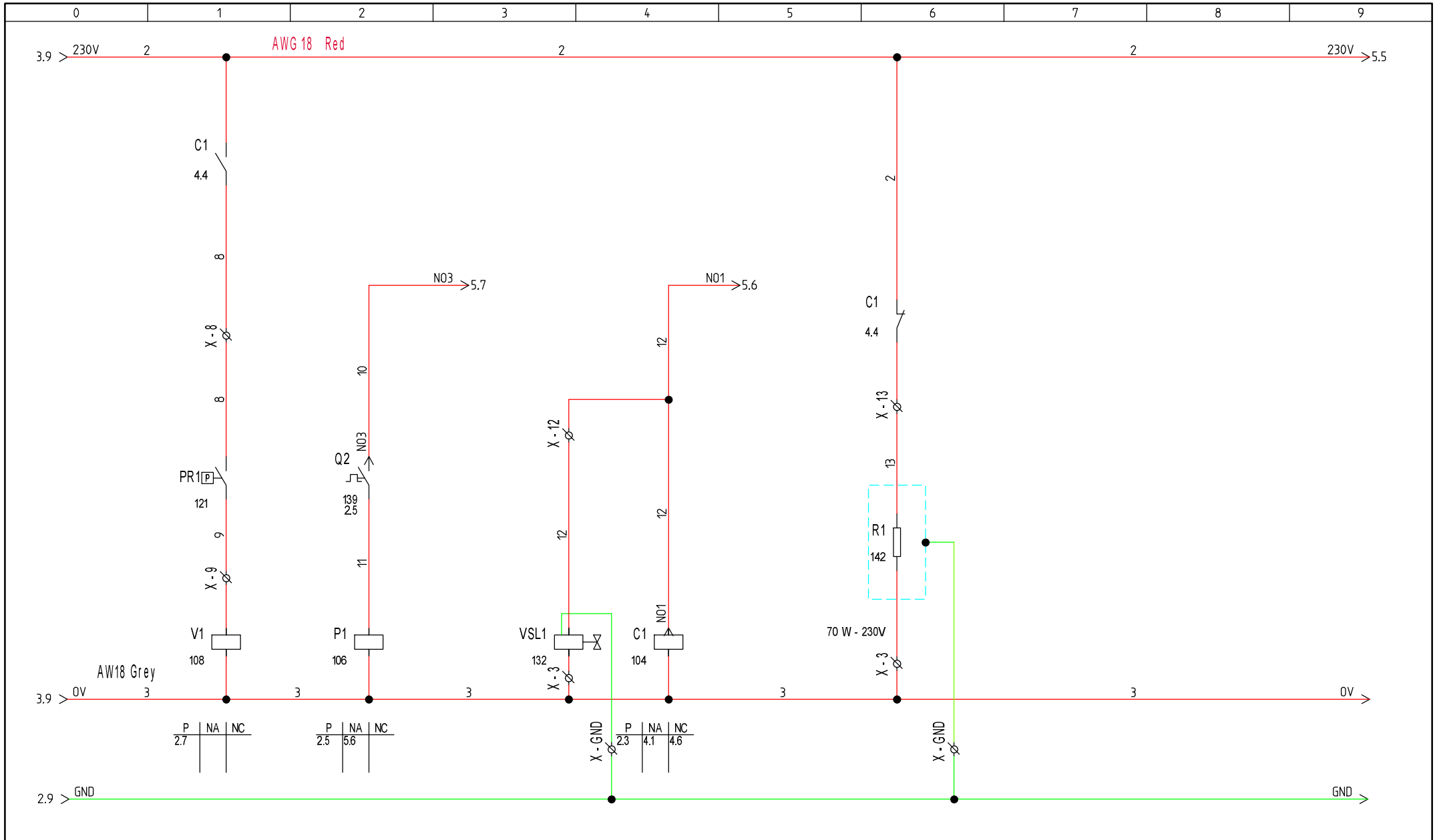
Model: **NCS 0101US**

Drawing no.: **85504165UL-01**

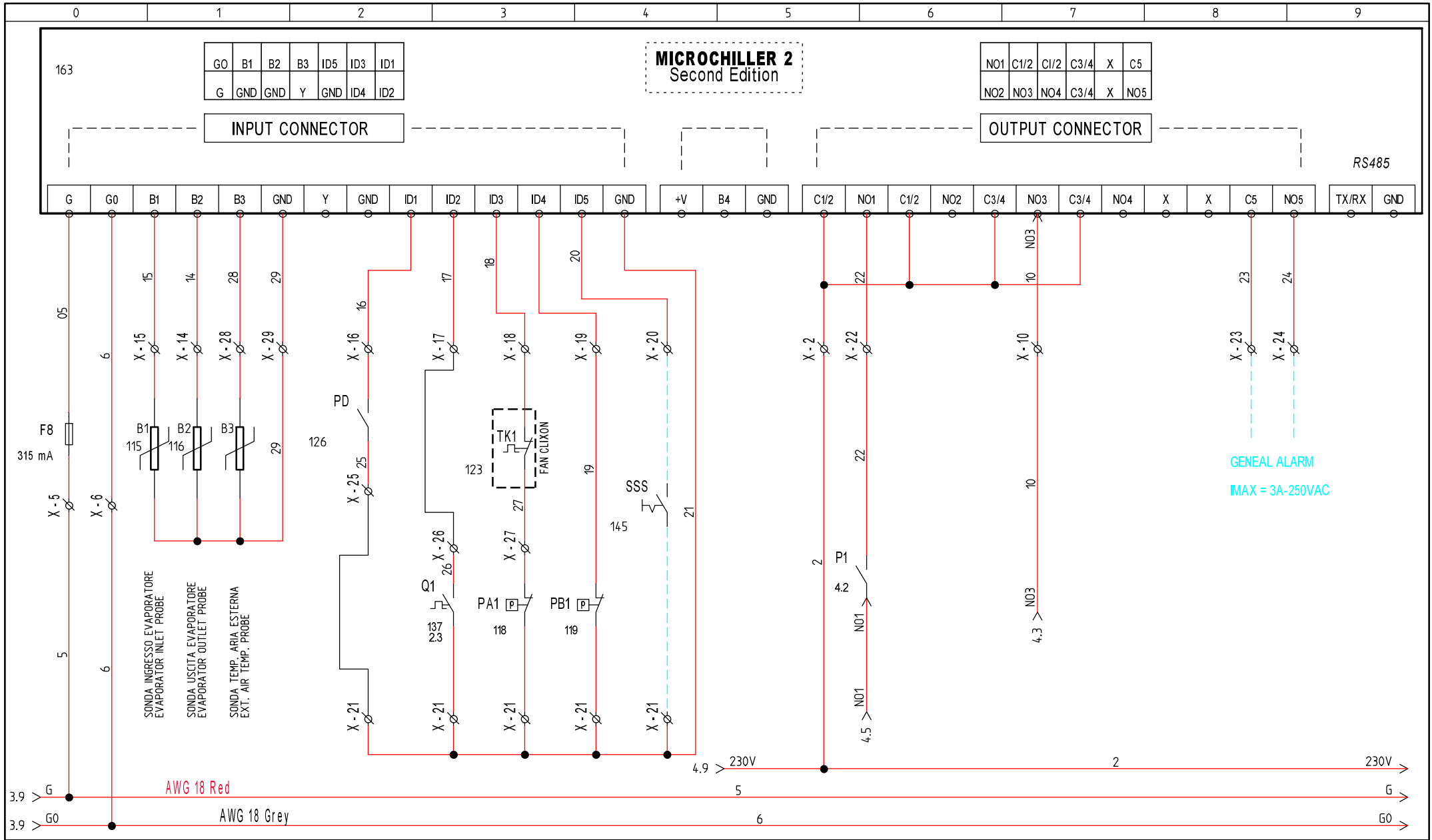
This drawing is a property of nano-purification solutions and we reserve the copyright to all our designs which cannot be reproduced, transmitted, disclosed to third parties or utilized in any form without first obtaining our written consent. Contravention will be prosecuted. This drawing is subject to modification time to time to suit construction purpose.

File name: **85504165UL-01**

DRAFT.: DATE: **05/09/2017**



REV C	Modification AGG. NOTE GENERALI	Model: NCS 0101US	This drawing is a property of nano-purification solutions and we reserve the copyright to all our designs which cannot be reproduced, transmitted, disclosed to third parties or utilized in any form without first obtaining our written consent. Contravention will be prosecuted. This drawing is subject to modification time to time to suit construction purpose.	SHEET 4
05/09/2017	Drafter MU	Approved AC		Drawing no.: 85504165UL-01
			File name: 85504165UL-01	3 <> 5
			DRAFT.:	DATE: 05/09/2017



REV C	Modification AGG. NOTE GENERALI
05/09/2017	Drafter MU Approved AC

Model: **NCS 0101US**

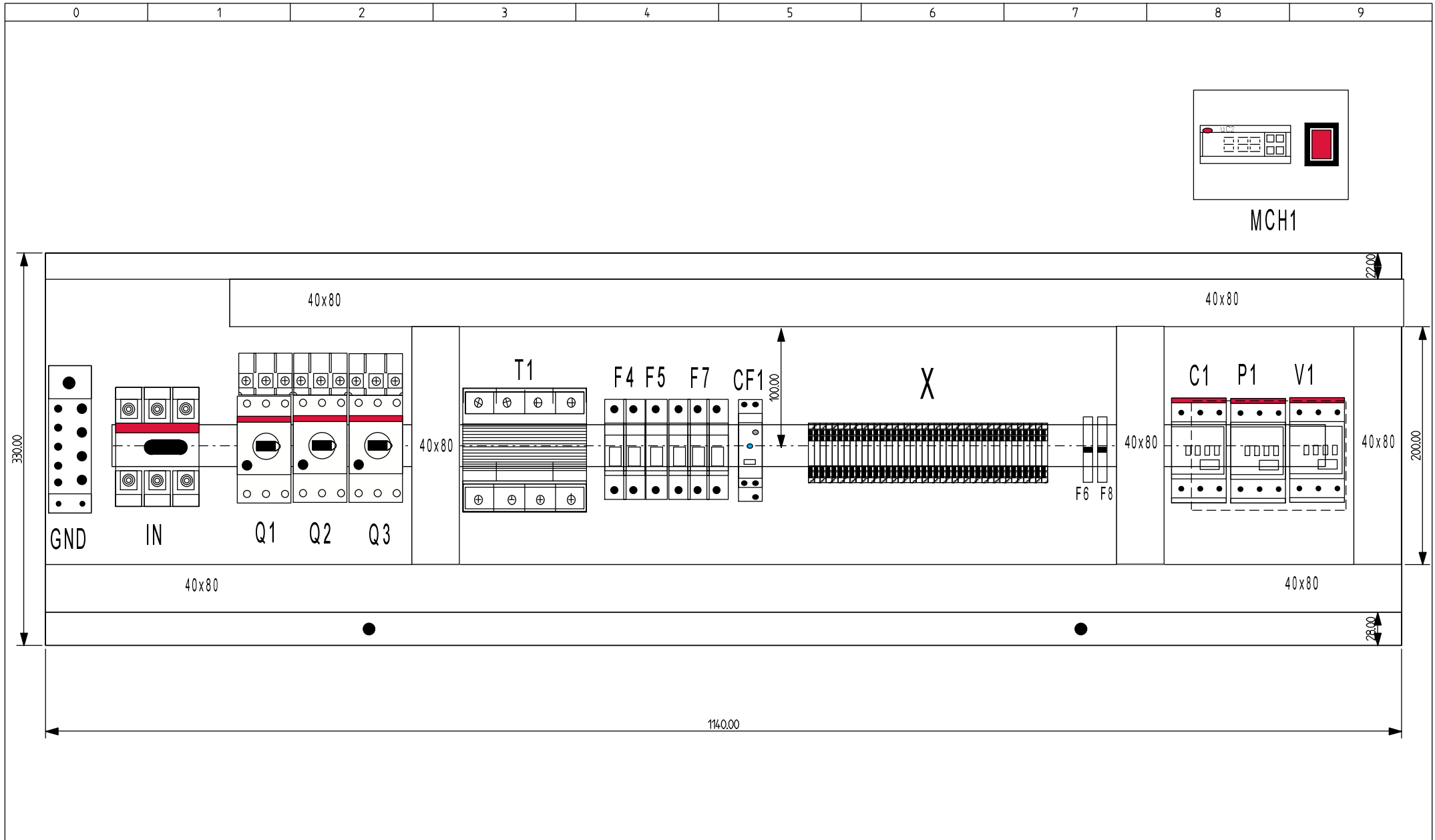
Drawing no.: **85504165UL-01**

This drawing is a property of nano-purification solutions and we reserve the copyright to all our designs which cannot be reproduced, transmitted, disclosed to third parties or utilized in any form without first obtaining our written consent. Contravention will be prosecuted. This drawing is subject to modification time to time to suit construction purpose.

File name: **85504165UL-01**

DRAFT.: _____ DATE: **05/09/2017**

SHEET	5
OF	5
	4 ◀▶



REV A	Modification
30/05/2019	Drafter MU
	Approved MG

Model: **NCS 0101US**

Drawing no.: 85504165UL-01

This drawing is a property of nano-purification solutions and we reserve the copyright to all our designs which cannot be reproduced, transmitted, disclosed to third parties or utilized in any form without first obtaining our written consent. Contravention will be prosecuted. This drawing is subject to modification time to time to suit construction purpose.

File name: 85504165UL-01

DRAFT.: DATE: 05/09/2017

SHEET	1
OF	1
◀▶	

Components list

Item (-)	Description	Type	Sheet	Column
IN	SEZIONATORE GENERALE / GENERAL MAIN SWITCH	OT60F3 ABB	2	0
M1	MOTORE COMPRESSORE / COMPRESSOR MOTOR	-----	2	3
Q1	MAGNETOTERMICO COMPRESS. / COMPRESSOR MAIN SWITCH	MS132-25 ABB	2	3
M2	MOTORE POMPA / PUMP MOTOR	-----	2	5
Q2	MAGNETOTERMICO POMPA / PUMP MAIN SWITCH	MS132-2.5 ABB	2	5
Q3	MAGNETOTERMICO VENTILATORE / FAN MAIN SWITCH	MS132-4 ABB	2	7
MV1	MOTORE VENTILATORE / FAN MOTOR	-----	2	7
F5	FUSIBILI TRASFORMATORE / TRANSFORMER FUSES	PMX CC IP + LPCC 1A / WIMEX + OMEGA	3	2
F4	FUSIBILI TRASFORMATORE / TRANSFORMER FUSES	PMX-CC + LPCC 1A / WIMEX + OMEGA	3	2
T1	TRASFORMATORE SERVIZI AUSILIARI / AUX. TRANSFORMER	150VA COD. OMX03204001972 ITALWEBER	3	2
F6	FUSIBILI TRASFORMATORE / TRANSFORMER FUSES	SFR.4.GR + S506-1,6A / CABUR +BUSSMANN	3	3
CF1	RELE' SEQUENZA FASI / PHASE SEQUENCE RELAY	70.61.8.400.0000 FINDER	3	4
F7	FUSIBILI. SEQ. FASI / SEQUENCE PHASE FUSES	PMX-CC + CCMR1 1A WIMEX	3	4
V1	CONTATTORE VENTILATORE / FAN MOTOR CONTACTOR	AF1230-10-13-ABB	4	1
PR1	PRESSOSTATO ON-OFF COND. / ON-OFF PRESSURE SWITCH	-----	4	1
P1	CONTATTORE POMPA / PUMP CONTACTOR	AF1230-10-13-ABB	4	2
VSL1	VALVOLA SOLENOIDE / SOLENOID VALVE	-----	4	3
C1	CONTATTORE COMPRESSORE / COMPRESSOR CONTACTOR	AF2630-00-13-ABB	4	4
R1	RESISTENZA CARTER / CRANKASE OIL HEATHER	-----	4	6
F8	FUSIBILE REGOLATORE ELETTRONICO / ELECTRONIC CONTOLLER FUSE	SFR.4.GR + S506-315mA / CABUR +BUSSMANN	5	0
MCH1	REGOLATORE ELETTRONICO / ELECTRONIC CONTOLLER	MICROCHILLER DUE MCH200031 CAREL	5	0
B2	SONDA ANTIGELO / ANTI FREEZE PROBE	-----	5	1
B3	SONDA TEMP. ARIA ESTERNA / EXT. AIR TEMP. PROBE	-----	5	1
B1	SONDA DI REGOLAZIONE / REGULATING PROBE	-----	5	1
PD	PRESSOSTATO DIFFERENZIALE / DIFF. PRESSURE SWITCH	-----	5	2
TK1	TERMICO VENTILATORE / FAN TERMAL SWITCH	-----	5	3
PA1	PRESSOSTATO DI ALTA / HIGH PRESSURE SWITCH	-----	5	3
SSS	SELETTORE ON-OFF REMOTO / REMOTE ON-OFF SELECTOR	-----	5	4
PB1	PRESSOSTATO DI BASSA / LOW PRESSURE SWITCH	-----	5	4
GND	OMEGA DI MESSA A TERRA			

REVISIONE	MODIFICA	85504165UL-01	PROGETTO: 85504165UL-01	FOGLIO	1
C	AGG.NOTE GEN		COMMESSA: NCS 0101 US	DI	1
DATA	FIRMA		CLIENTE:	◀ ▶	
05/09/2017	UM/AC		TITOLO:		
			DIS.:	DATA: 05/09/2017	

