

Schema Elettrico / Wiring Diagram

Progetto / Project:

85504150 UL-01

Modello macchina / Machine model:

NCS 0051 US

Dati elettrici / Electrical data

Alimentazione elettrica / Power supply	460V / 3F / 60HZ
Tensione ausiliari / Auxiliary Voltage:	230VAC – 24VAC

Limiti operativi / Operating limits

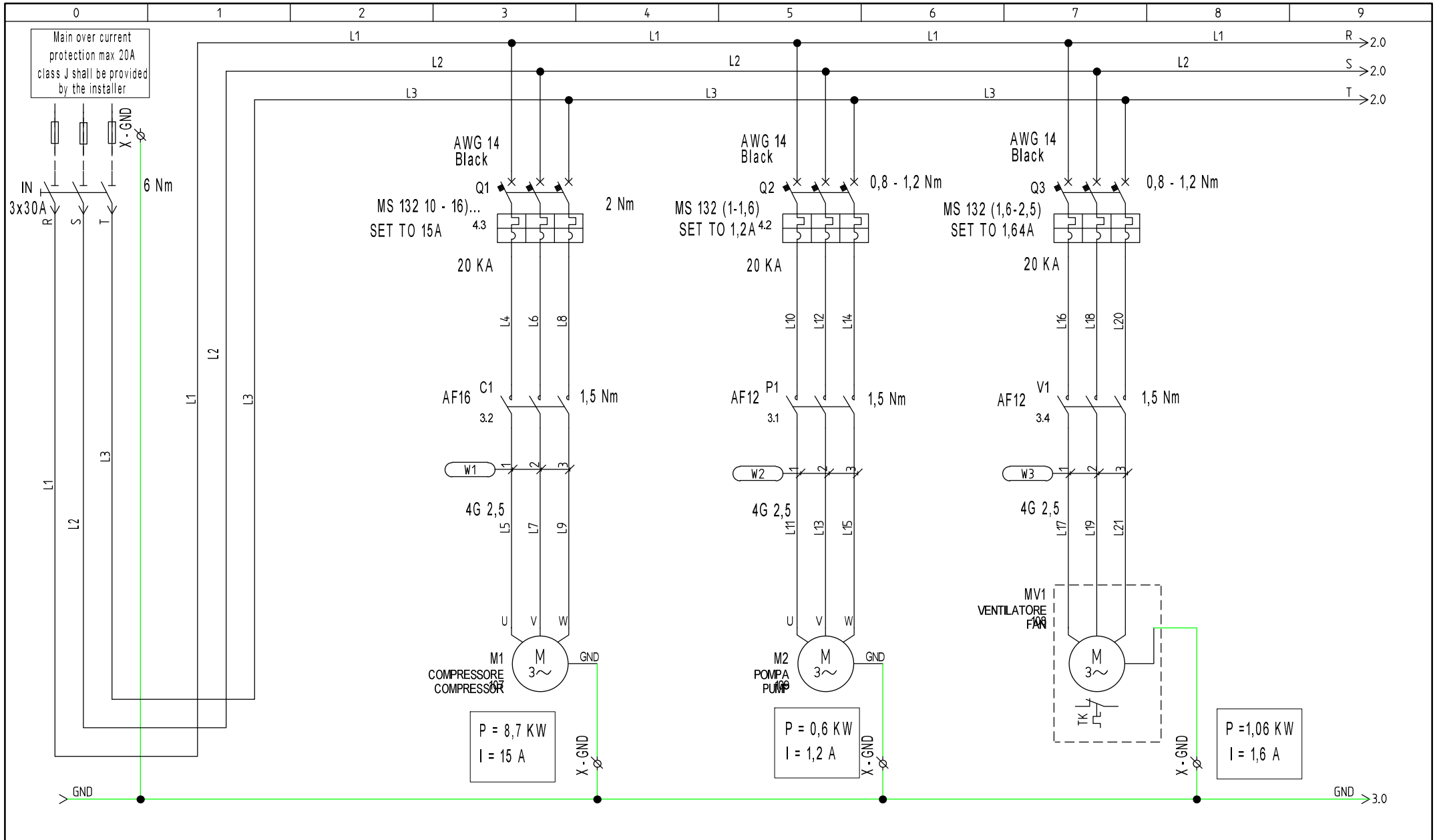
Range di tensione / Voltage range	+/- 10%
Squilibrio tensione / Voltage unbalance:	+/- 2%
Range di frequenza / Frequency range:	+/- 1%

MODELLO / MODEL	POTENZA MAX. MAX. POWER	CORRENTE MAX. MAX. CURRENT	MAX. LRA LRA MAX.
	KW	A	A
NCS 0051 US	10,3	17,8	77,8

MODELLO / MODEL	COMPRESSORE / COMPRESSOR				POMPA / PUMP			VENTILATORE / FAN		
	POTENZA MAX. MAX. POWER	CORRENTE MAX. MAX. CURRENT	MAX. LRA LRA MAX.	MAGNETOTERMICO MAIN SWITCH	POTENZA MAX. MAX. POWER	CORRENTE MAX. MAX. CURRENT	MAGNETOTERMICO MAIN SWITCH	POTENZA MAX. MAX. POWER	CORRENTE MAX. MAX. CURRENT	MAGNETOTERMICO MAIN SWITCH
	N° X KW	N° X A	N° X A	N° X A	N° X KW	N° X A	N° X A	N° X KW	N° X A	N° X A
NCS 0051 US	1X8,7	1X15	1X75	3X16	1X0,6	1X1,2	3X1,6	1X1,06	1X1,64	3X2,5

This drawing is a property of nano-purification solutions and we reserve the copyright to all our designs which cannot be reproduced, transmitted, disclosed to third parties or utilized in any form without first obtaining our written consent. Contravention will be prosecuted. This drawing is subject to modification time to time to suit construction purpose.

	.Note Generali	01/04/2019	GF	RM	
Rev.	Descrizione revisione / Revision description	Data / Date	Dis./Draft.	Verificato / Checked	Approvato / Approved



REV	Modification
10/04/2019	Drafter SF Approved AC

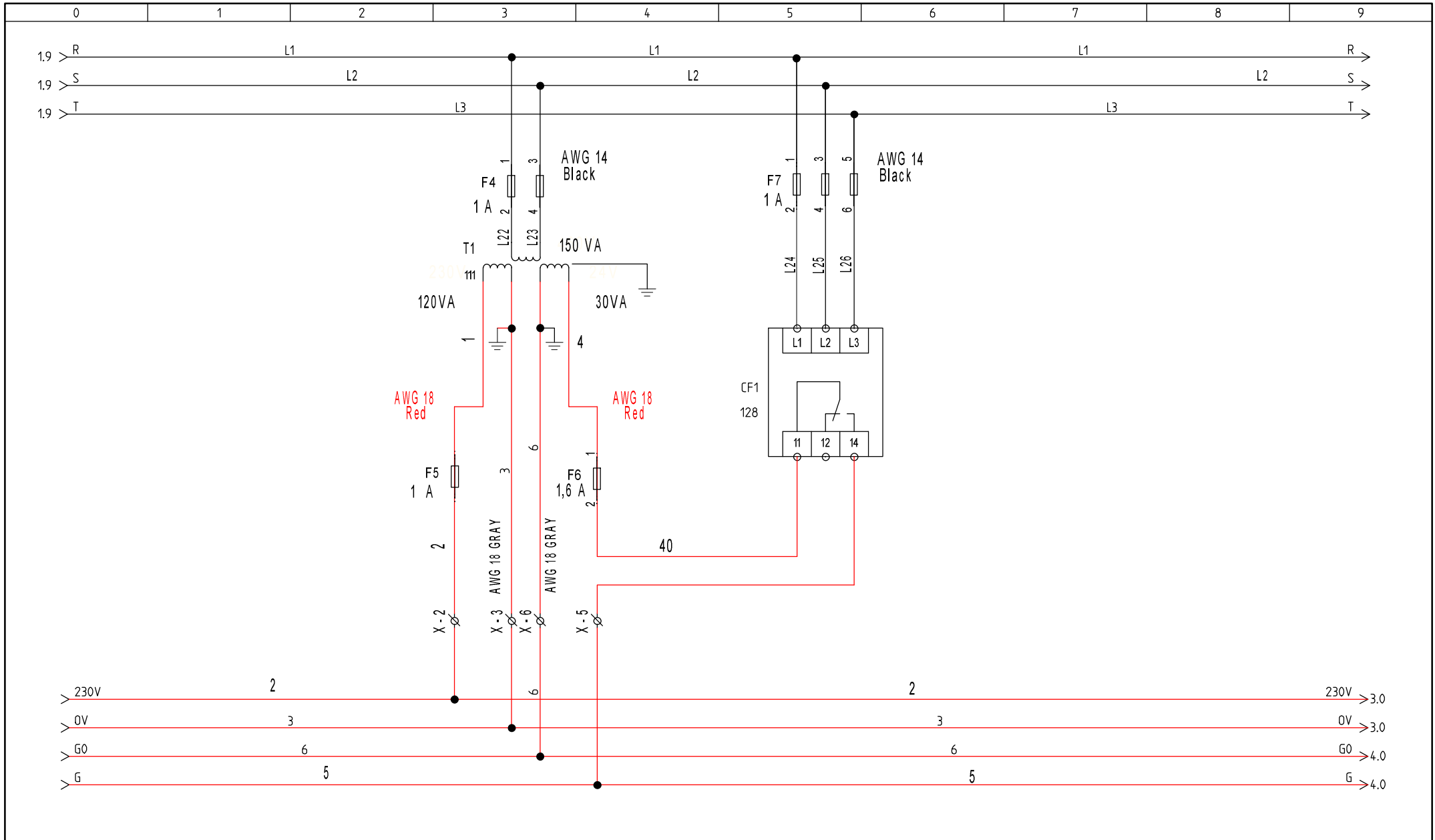
Model: **NCS 0051 US**

Drawing no.: **85504150 UL- 01**

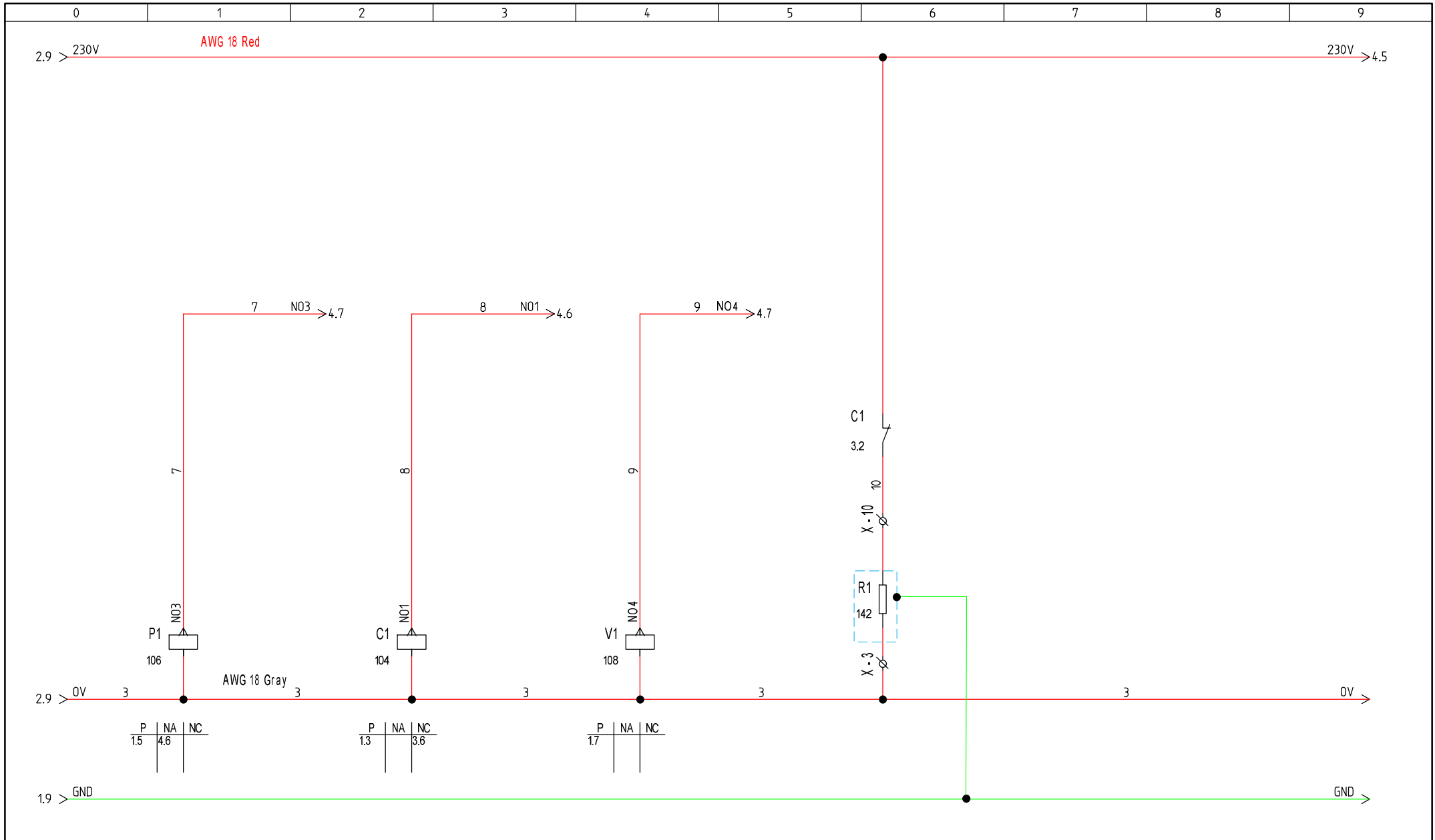
This drawing is a property of nano-purification solutions and we reserve the copyright to all our designs which cannot be reproduced, transmitted, disclosed to third parties or utilized in any form without first obtaining our written consent. Contravention will be prosecuted. This drawing is subject to modification time to time to suit construction purpose.

File name: **85504150 UL-01**

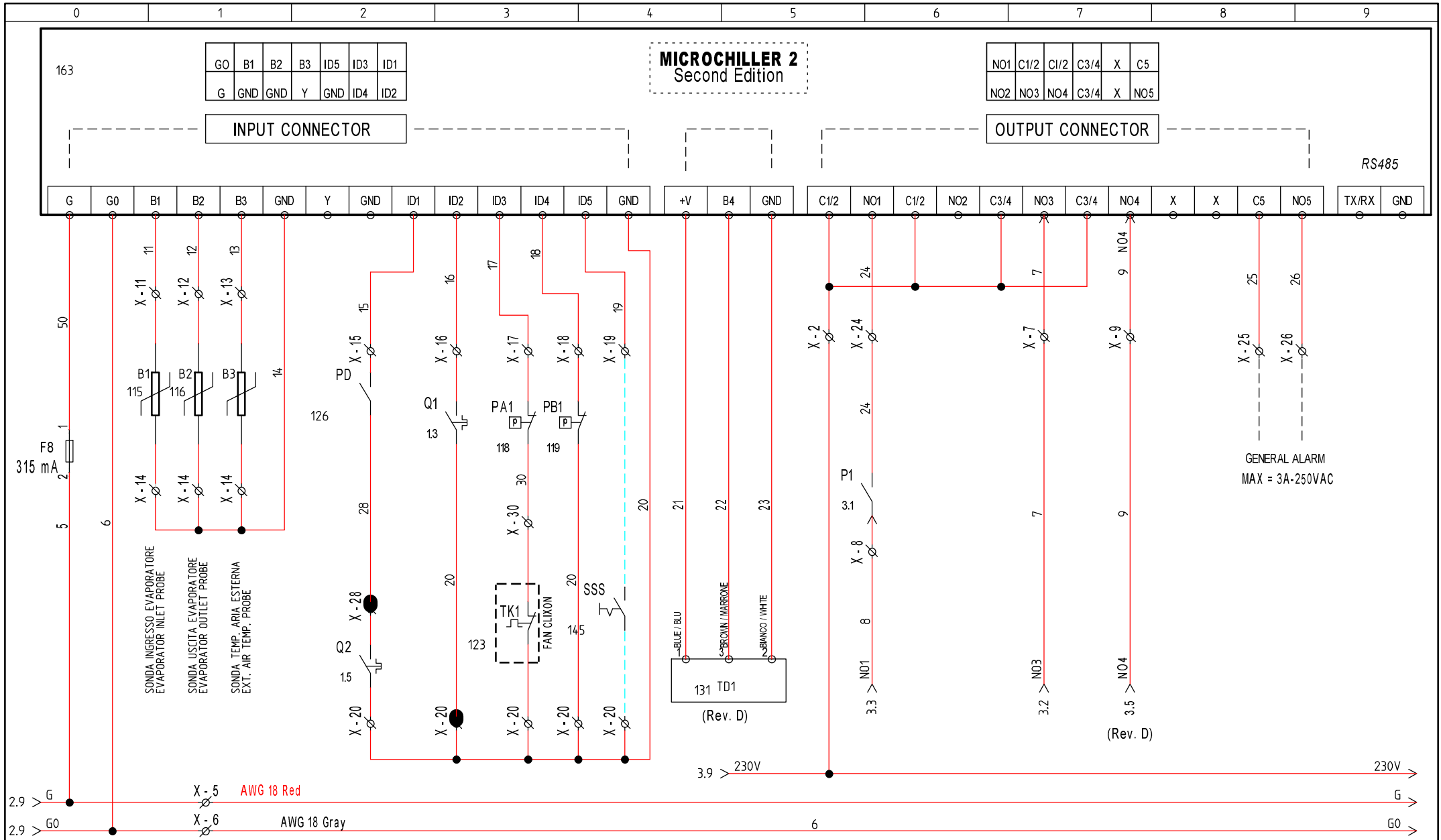
DRAFT.: DATE: **01/04/2019**



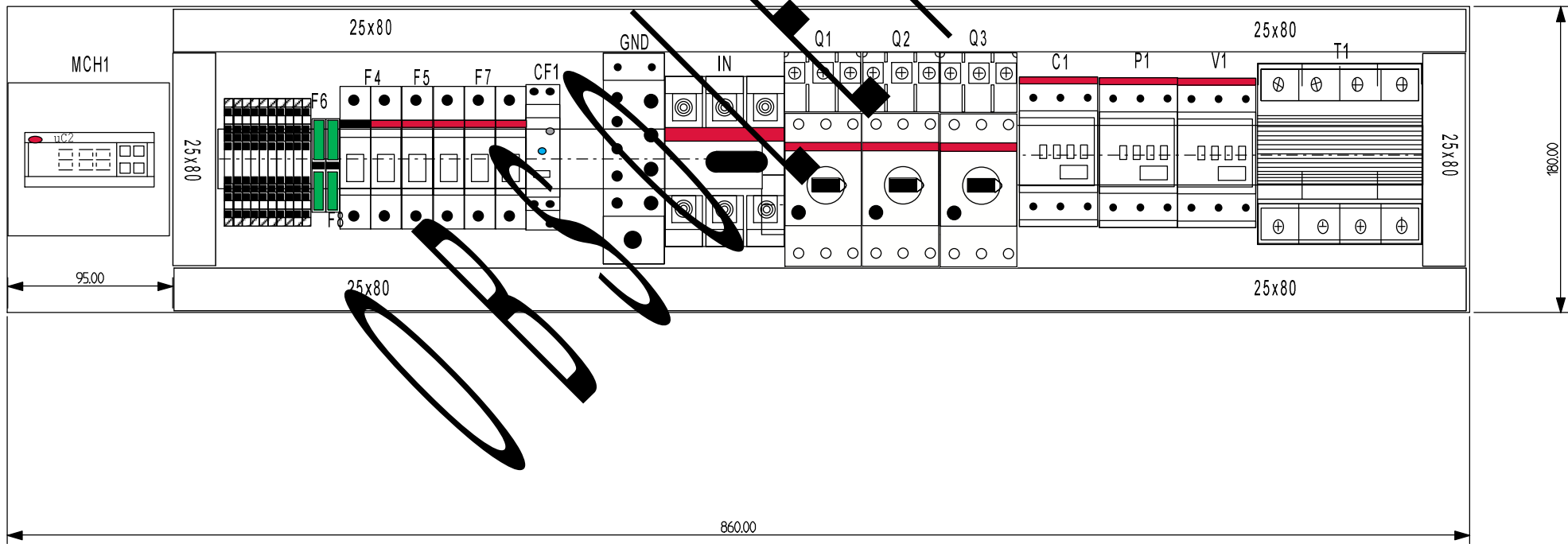
REV	Modification	Model: NCS 0051 US	This drawing is a property of nano-purification solutions and we reserve the copyright to all our designs which cannot be reproduced, transmitted, disclosed to third parties or utilized in any form without first obtaining our written consent. Contravention will be prosecuted. This drawing is subject to modification time to time to suit construction purpose.	SHEET 2
01/04/2019	Drafter SF Approved AC	Drawing no.: 85504150 UL- 01		OF 4
			File name: 85504150 UL-01	1 <> 3
			DRAFT.: DATE: 01/04/2019	



REV	Modification	Model: NCS 0051 US	This drawing is a property of nano-purification solutions and we reserve the copyright to all our designs which cannot be reproduced, transmitted, disclosed to third parties or utilized in any form without first obtaining our written consent. Contravention will be prosecuted. This drawing is subject to modification time to time to suit construction purpose.	SHEET 3
01/04/2019	Drafter SF	Approved AC		File name: 85504150 UL-01
Drawing no.: 85504150 UL- 01		DRAFT.: DATE: 01/04/2019		2 <> 4



REV	Modification	Model: NCS 0051 US	This drawing is a property of nano-purification solutions and we reserve the copyright to all our designs which cannot be reproduced, transmitted, disclosed to third parties or utilized in any form without first obtaining our written consent. Contravention will be prosecuted. This drawing is subject to modification time to time to suit construction purpose.	SHEET 4
01/04/2019	Drafter SF Approved AC	Drawing no.: 85504150 UL- 01	File name: 85504150 UL-01	OF 4
			DRAFT.:	DATE: 01/04/2019

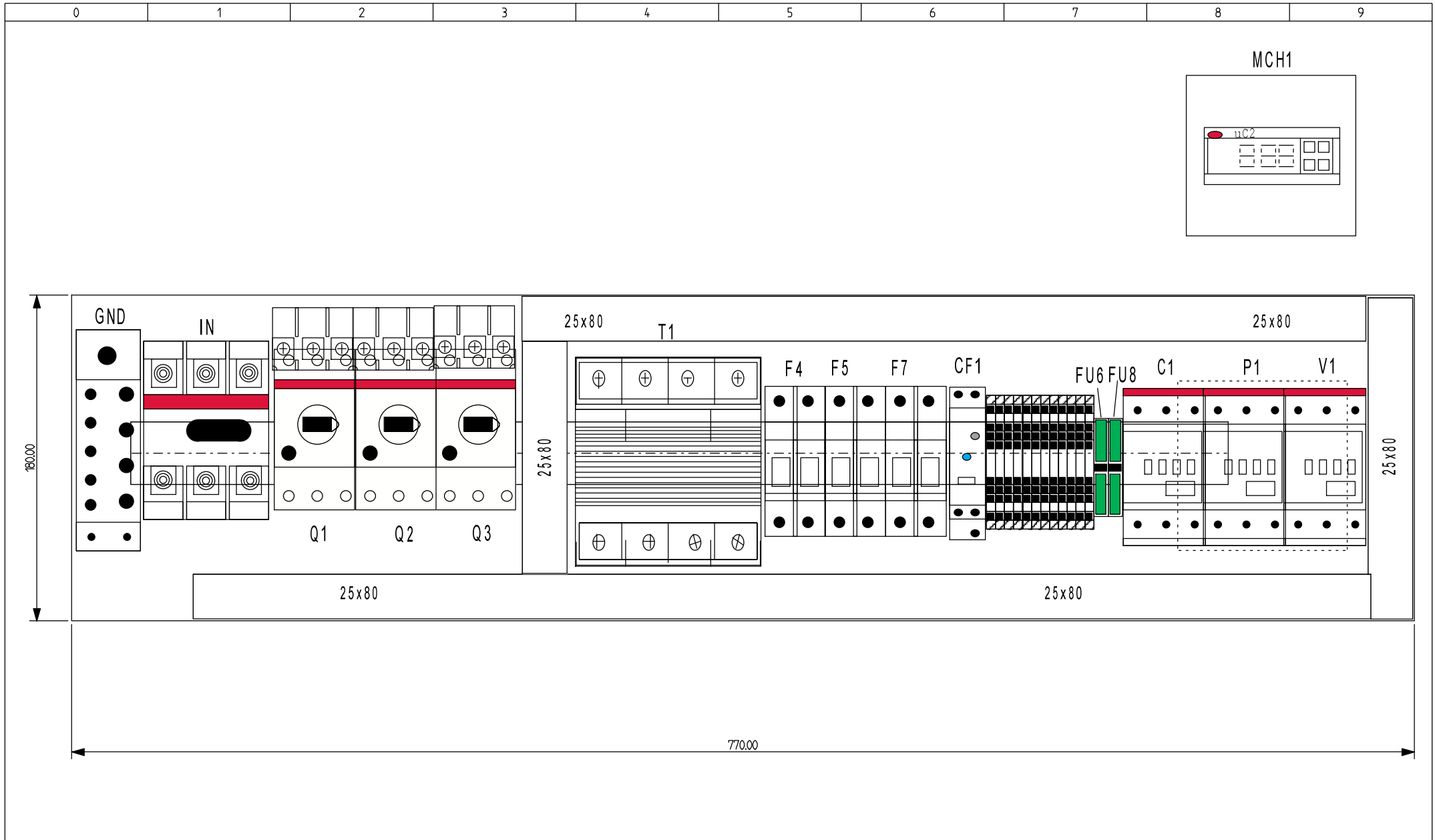


REV	Modification Layout
01/04/2019	Drafter MU Approved MG

Model: NCS 0051 US
 Drawing no.: 85504150 UL 01

This drawing is a property of nano-purification solutions and we reserve the copyright to all our designs which cannot be reproduced, transmitted, disclosed to third parties or utilized in any form without first obtaining our written consent. Contravention will be prosecuted. This drawing is subject to modification time to time to suit construction purpose.

File name: 85504150 UL-01
 DRAFT.: DATE: 01/04/2019



REV A	Modification
29/05/2019	Drafter MU
	Approved MG

Model: **NCS 0051 US**

Drawing no.: 85504150 UL-01

This drawing is a property of nano-purification solutions and we reserve the copyright to all our designs which cannot be reproduced, transmitted, disclosed to third parties or utilized in any form without first obtaining our written consent. Contravention will be prosecuted. This drawing is subject to modification time to time to suit construction purpose.

File name: 85504150 UL-01

DRAFT.: DATE: 01/04/2019

SHEET	2
OF	2
1	◀▶

Components list

Item (-)	Description	Type	Sheet	Column
IN	SEZIONATORE GENERALE / GENERAL MAIN SWITCH	OT30F3 ABB	1	0
Q1	MAGNETOTERMICO COMPRESS. / COMPRESSOR MAIN SWITCH	MS132- 16 ABB	1	3
M1	MOTORE COMPRESSORE / COMPRESSOR MOTOR	-----	1	3
M2	MOTORE POMPA / PUMP MOTOR	-----	1	5
Q2	MAGNETOTERMICO POMPA / PUMP MAIN SWITCH	MS132-1,6 ABB	1	5
Q3	MAGNETOTERMICO VENTILATORE / FAN MAIN SWITCH	MS132-2.5 ABB	1	7
MV1	MOTORE VENTILATORE / FAN MOTOR	-----	1	7
F4	FUSIBILI TRASFORMATORE / TRANSFORMER FUSES	PMX-CC + LPCC 1A / WIMEX + OMEGA	3	2
F5	FUSIBILI TRASFORMATORE / TRANSFORMER FUSES	PMX CC IP + LPCC 1A / WIMEX + OMEGA	3	2
F6	FUSIBILI TRASFORMATORE / TRANSFORMER FUSES	SFR.4.GR + S506-1,6A / CABUR +BUSSMANN	3	3
F7	FUSIBILI. SEQ. FASI / SEQUENCE PHASE FUSES	PMX-CC + CCMR1 1A WIMEX	3	4
F8	FUSIBILE REGOLATORE ELETTRONICO / ELECTRONIC CONTOLLER FUSE	SFR.4.GR + S506-315mA / CABUR +BUSSMANN	5	0
T1	TRASFORMATORE SERVIZI AUSILIARI / AUX. TRANSFORMER	150VA COD. OMX03204001972 ITALWEBER	2	3
P1	CONTATTORE POMPA / PUMP CONTACTOR	AF1230-10-13-ABB	3	1
C1	CONTATTORE COMPRESSORE / COMPRESSOR CONTACTOR	AF1630-10-13-ABB	3	3
PR	PRESSOSTATO ON-OFF COND. / ON-OFF PRESSURE SWITCH	-----	3	4
V1	MOTORE VENTILATORE / FAN MOTOR	AF1230-10-13-ABB	3	4
R1	RESISTENZA CARTER / CRANKASE OIL HEATHER	-----	3	6
MCH1	REGOLATORE ELETTRONICO / ELECTRONIC CONTOLLER	MICROCHILLER DUE MCH200031 CAREL	4	0
B3	SONDA TEMP. ARIA ESTERNA / EXT. AIR TEMP. PROBE	-----	4	1
B2	SONDA ANTIGELO / ANTI FREEZE PROBE	-----	4	1
B1	SONDA DI REGOLAZIONE / REGULATING PROBE	-----	4	1
PD	PRESSOSTATO DIFFERENZIALE / DIFF. PRESSURE SWITCH	-----	4	2
PA1	PRESSOSTATO DI ALTA / HIGH PRESSURE SWITCH	-----	4	3
TK1	TERMICO VENTILATORE / FAN TERMAL SWITCH	-----	4	3
SSS	SELETTORE ON-OFF REMOTO / REMOTE ON-OFF SELECTOR	-----	4	4
PB1	PRESSOSTATO DI BASSA / LOW PRESSURE SWITCH	-----	4	4
CF1	RELE' SEQUENZA FASI / SEQUENCE PHASE RELAY	70.61.8.400.0000 FINDER	2	4

REVISIONE	MODIFICA	<h1>85504150 UL-01</h1>	PROGETTO: 85504150 UL-01	FOGLIO	1	
			COMMESSA: NCS 0051 US	DI	1	
			CLIENTE:			
			TITOLO:			
DATA	FIRMA		DIS.:	DATA: 01/04/2019	◀ ▶	
01/04/2019						

