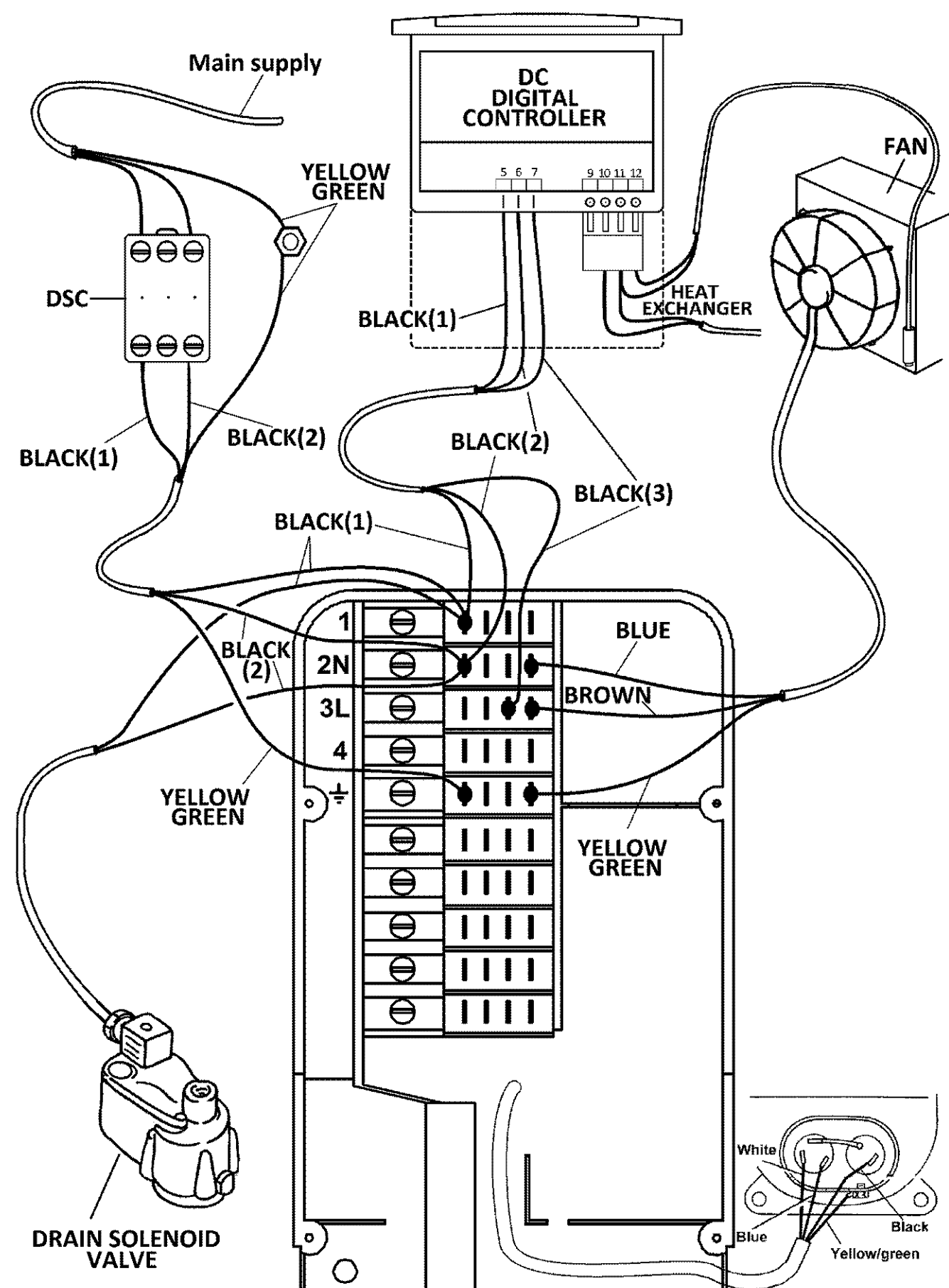
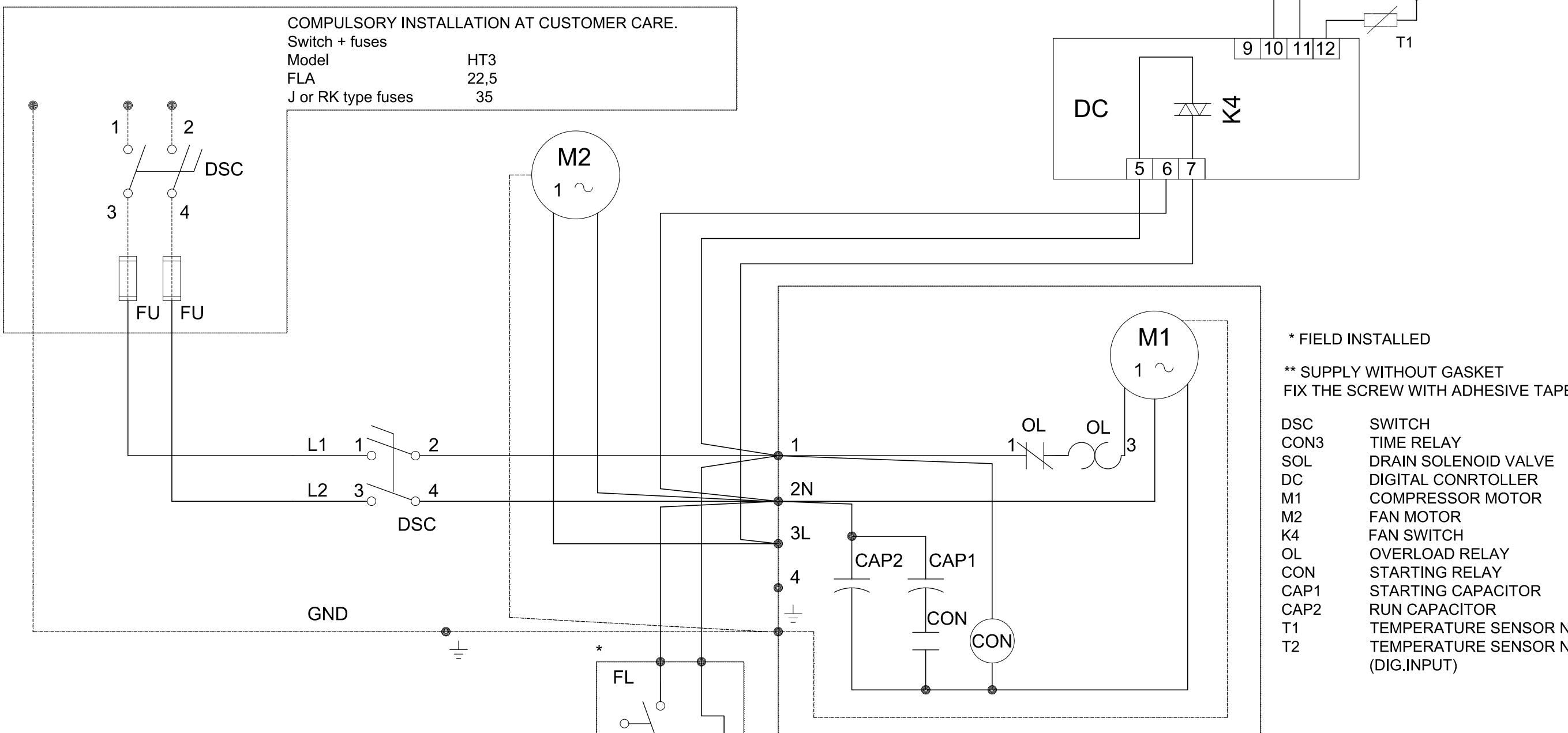
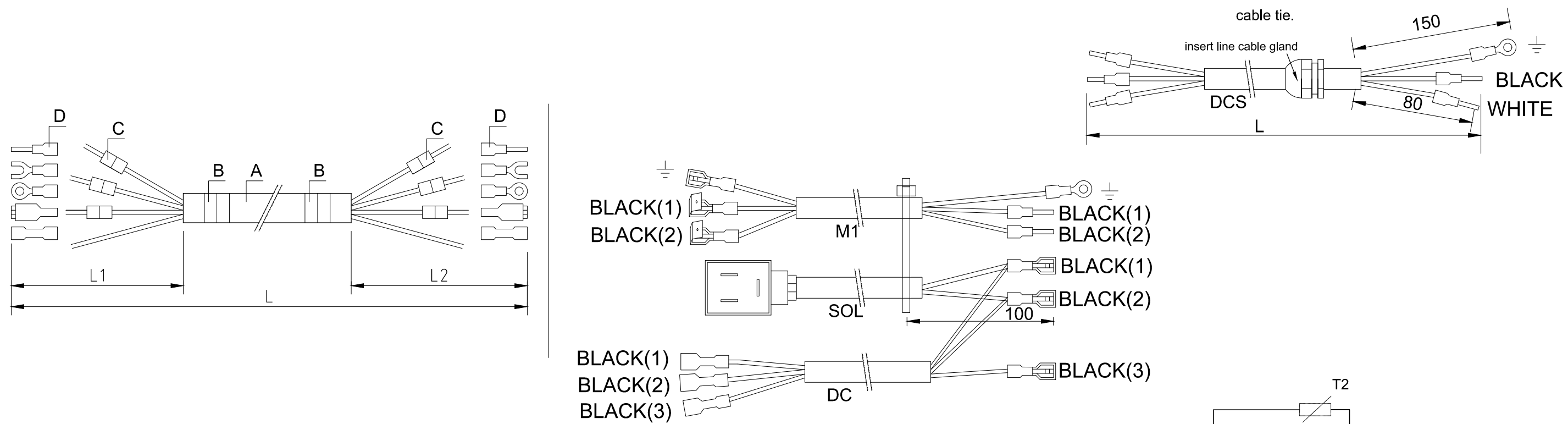


CABLE FOR	LENGTH mm	CABLE TYPE	SIDE A L1 mm	TERMINAL TYPE	SIDE B L2 mm	TERMINAL TYPE	NOTES
MAIN SUPPLY	4000	AWG10 3G6	80	3 x GF-P10	80 - 150GND	2xGF-P10 + S6-M6	type SJ or SJT + GROUND
MOTOR M1	1640	AWG10 3G6	80	2x ERG35256 KLINGEL + 928960-7(GND)	80 -150GND	2xGF-P10 + S6-M6	style 2587 or 2550 or 21098 or 21216 or equivalent
DIGITAL CONTROLLER DC	1640	AWG18 3x1	80	3xRF-F 608P	50	RF-F 608	
SOLENOID VALVE RT+EV	1000	AWG18 2x1	-	43650/B **	80	2xBF-F 608	
FAN M2	-	-	-	-	-	-	

ID	DESCRIPTION	TYPE	MANUFACTOR	CODE	QUANT.
DSC	SWITCH	OT40FT3	ABB	1089949875	1
	HANDLE	OHBS3RH	ABB	1089949850	1
	Plastic cable tie	5203	ITW		
		320-30	LEGRAND		
	CABLE GLAND	M25X1,5	LAPP	0698514117	1
	NUT	M25x1,5	LAPP	0697980954	1



**WIRE HARNESS 9828443301**  
**SERVICE DIAGRAM EQUIVALENT TO 9828443309**

04

CONFIDENTIAL: This document is property of Atlas Copco AB and shall not be distributed or otherwise made available to any other person or company.

Note	Position	Modified from	Date	Intr./Appd.
04		Title block updated & DN 22054126 and CID28238	25/05/2022	

Parent 3D Model		Ed.Version 3D		Approved Internal		Date 04/08/2015 11:05:07	
-----------------	--	---------------	--	-------------------	--	--------------------------	--

Name		SERVICE DIAGRAM		H3 115V/60HZ UL EL CONTROL		Confidentiality class acc. to 1102 K	
Material		See Drawing				Internal	
Treatment		Not Applicable				ACDE	
Scale		--		Family		Compare	
Drawn by		Blank nr.		Replaces		Drawing owner	
Drawing format		Blank wt.		Kg		Fini wt.	
A2		Kg		Kg		Kg	
Des checked.		Prod checked.		Approved.		Date	
						04/08/2015 11:05:07	
						9828443300	
						Sheet ( ) 01 01	