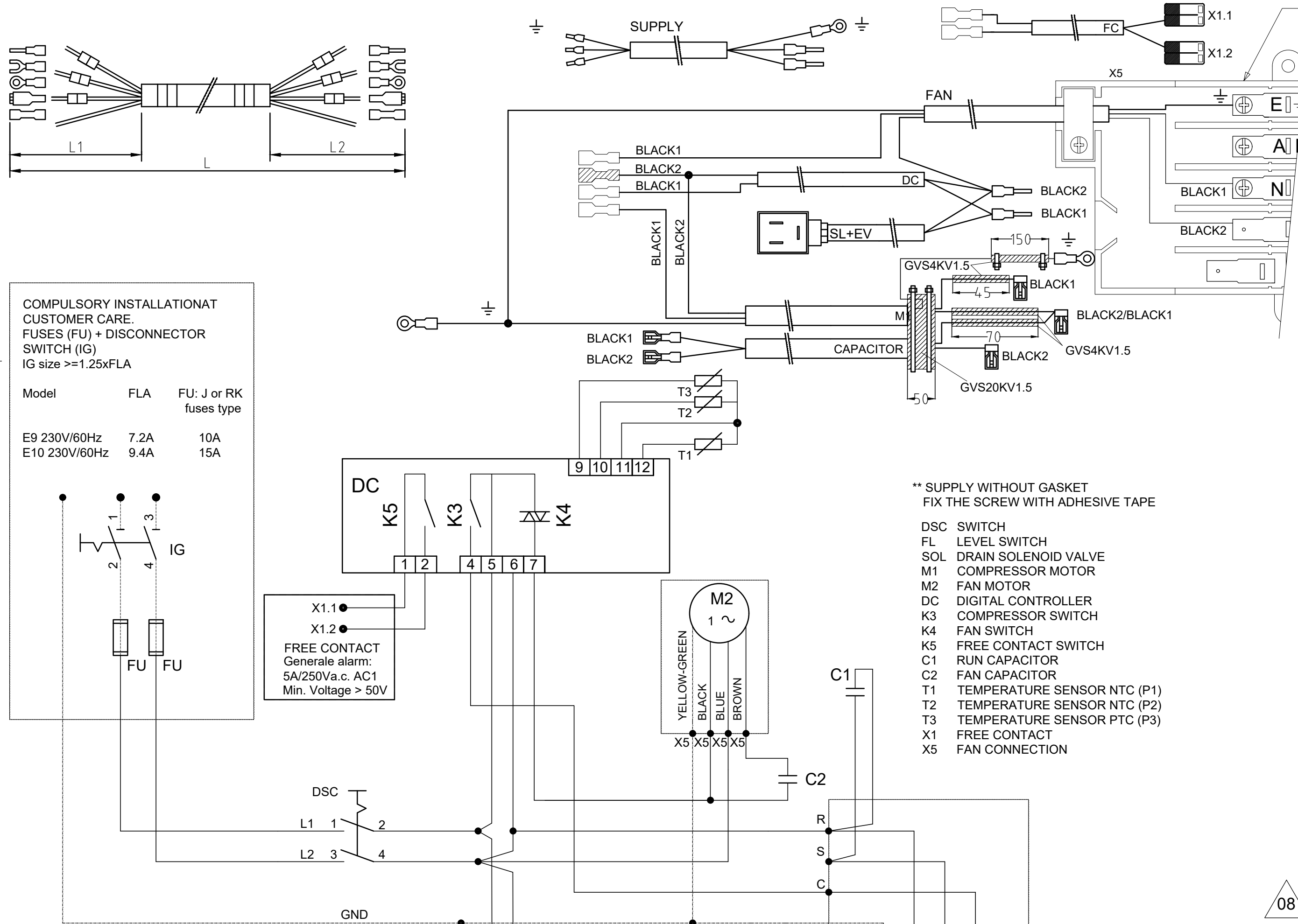
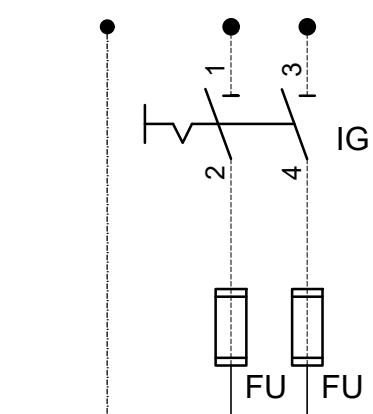


CABLE FOR	LENGTH mm	CABLE TYPE	SIDE A		SIDE B		NOTES	ID	DESCRIPTION	TYPE	MANUFACTURER	CODE	QUANT.	POSITION	
			L1 mm	TERMINAL TYPE	L2 mm	TERMINAL TYPE									
MAIN SUPPLY	4000	AWG14 3G2.5	80	3xBF-P10	80 - 150GND	2xBF-P10 + S2,5-M6	LISTED SJ, SJT, SJTO, SJOOW, SJTOW style 2587 ore 2550 or 21098 or 21216 or equivalent	DSC	SWITCH	OT25FT3	ABB	1089949849	1		
SOLENOID VALVE SL+EV	850	AWG18 2x1	-	43650/B **	80	1xBF-P10 + GF-P10 (BLACK2)		DSC	HANDLE	OHBSRH	ABB	1089949850	1		
DIGITAL CONTROLLER DC	450	AWG14 2x2.5	80	3 x BF-F608P + GF-F608P + S6-M6(GND)	80							0698514121	1	LOOSE	
MOTOR M1	1100	AWG14 3G2.5	180	100BLACK2 - 65BLACK1 300GND		2x41802 + 60851-1 + S2.5M4(GND)		X5	CONNECTOR	PA104			2204151000	1	
CAPACITOR	450	AWG14 2x2.5	50	2xBF-F608P	100BLACK1 - 50BLACK2								0697980953	1	LOOSE
FAN	1000	AWG14 3G2.5	180	-	70	3xBF-F608P + X5							2202792901	1	
FREE CONTACT FC	300	AWG18 2x1	80	2 x RF-F608P	80	2 x 221-412							2205040720	1	



COMPULSORY INSTALLATION AT CUSTOMER CARE.
FUSES (FU) + DISCONNECTOR SWITCH (IG)
IG size >= 1.25xFLA

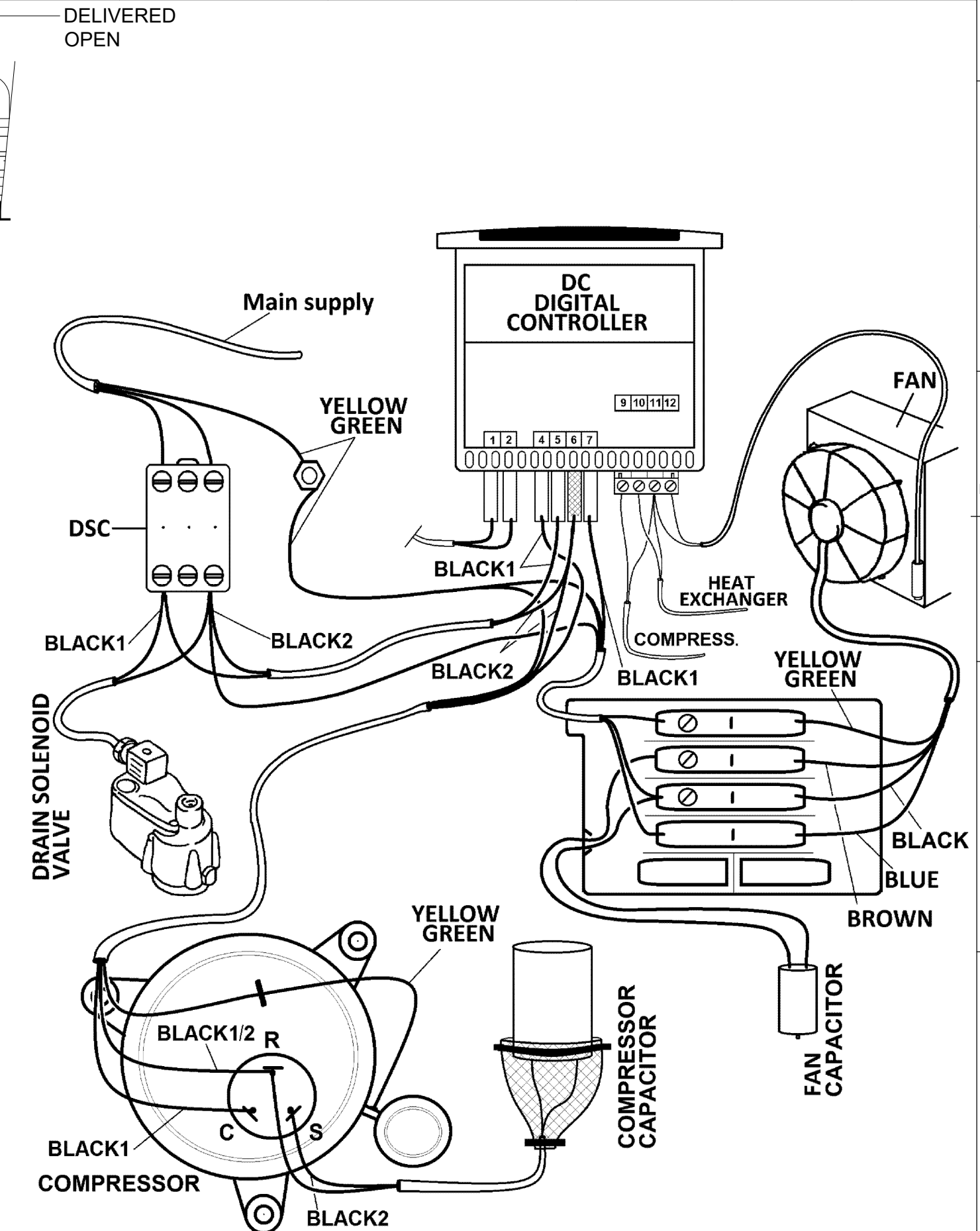
Model	FLA	FU: J or RK fuses type
E9 230V/60Hz	7.2A	10A
E10 230V/60Hz	9.4A	15A



X1.1
X1.2
FREE CONTACT
Generale alarm:
5A/250Va.c. AC1
Min. Voltage > 50V

- ** SUPPLY WITHOUT GASKET
FIX THE SCREW WITH ADHESIVE TAPE
- DSC SWITCH
 - FL LEVEL SWITCH
 - SOL DRAIN SOLENOID VALVE
 - M1 COMPRESSOR MOTOR
 - M2 FAN MOTOR
 - DC DIGITAL CONTROLLER
 - K3 COMPRESSOR SWITCH
 - K4 FAN SWITCH
 - K5 FREE CONTACT SWITCH
 - C1 RUN CAPACITOR
 - C2 FAN CAPACITOR
 - T1 TEMPERATURE SENSOR NTC (P1)
 - T2 TEMPERATURE SENSOR NTC (P2)
 - T3 TEMPERATURE SENSOR PTC (P3)
 - X1 FREE CONTACT
 - X5 FAN CONNECTION

SERVICE DIAGRAM IS EQUIVALENT TO 2205040729 2205043670



08

All materials supplied are in compliance with the requirements of the List of Prohibited Substances

Note	Position	Modified from	Date	Intr./Appd.
08		Title block updated & DN 220541 17 and CID28208	04-04-2022	

Tolerances, if not indicated, according to:		General tolerances	
		1350K - v	
Name	SERVICE DIAGRAM	E9-10 230V UL R410	
Material	See Drawing	Confidentiality class acc. to 1102 K	
Treatment	Not Applicable	Internal	
		ACDE	
Scale	-:-	Family	Compare
Drawn by		Blank nr.	Replaces
Drawing format	07.00	Blank wt.	Designation
Blank wt.		Kg	Sheet () 01 01
Prod checked.		Approved.	Date
Approved Internal			28/10/2016 15:18:00

2205040720