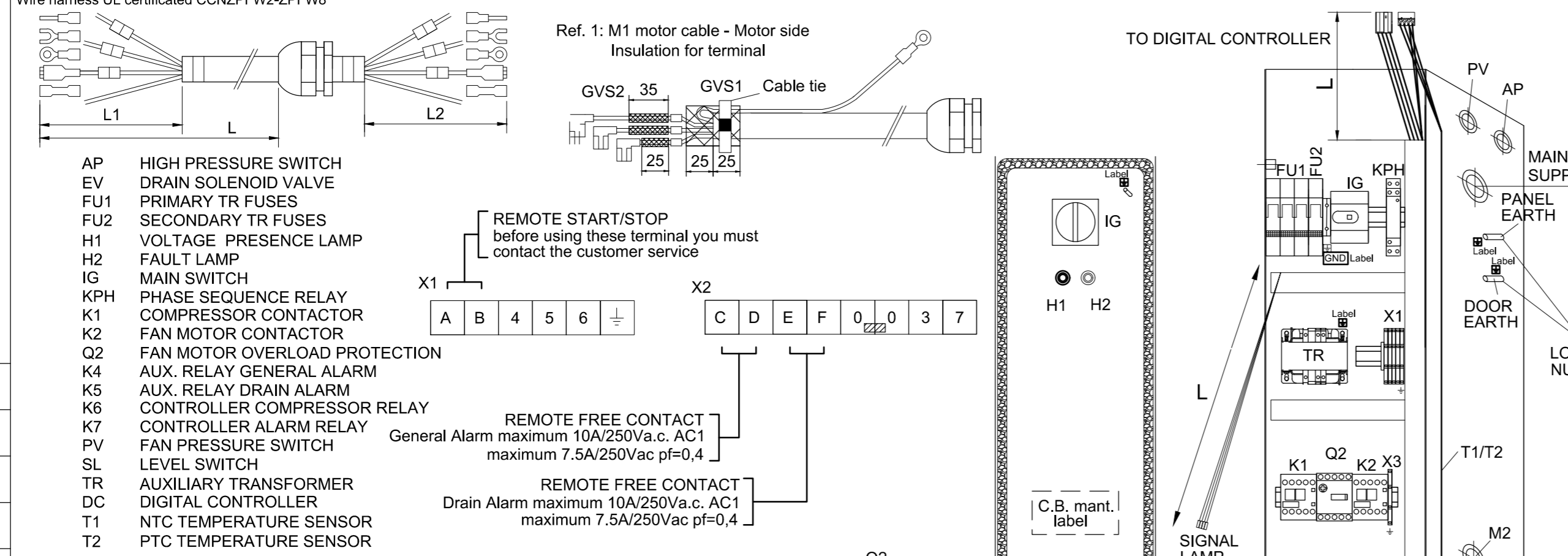


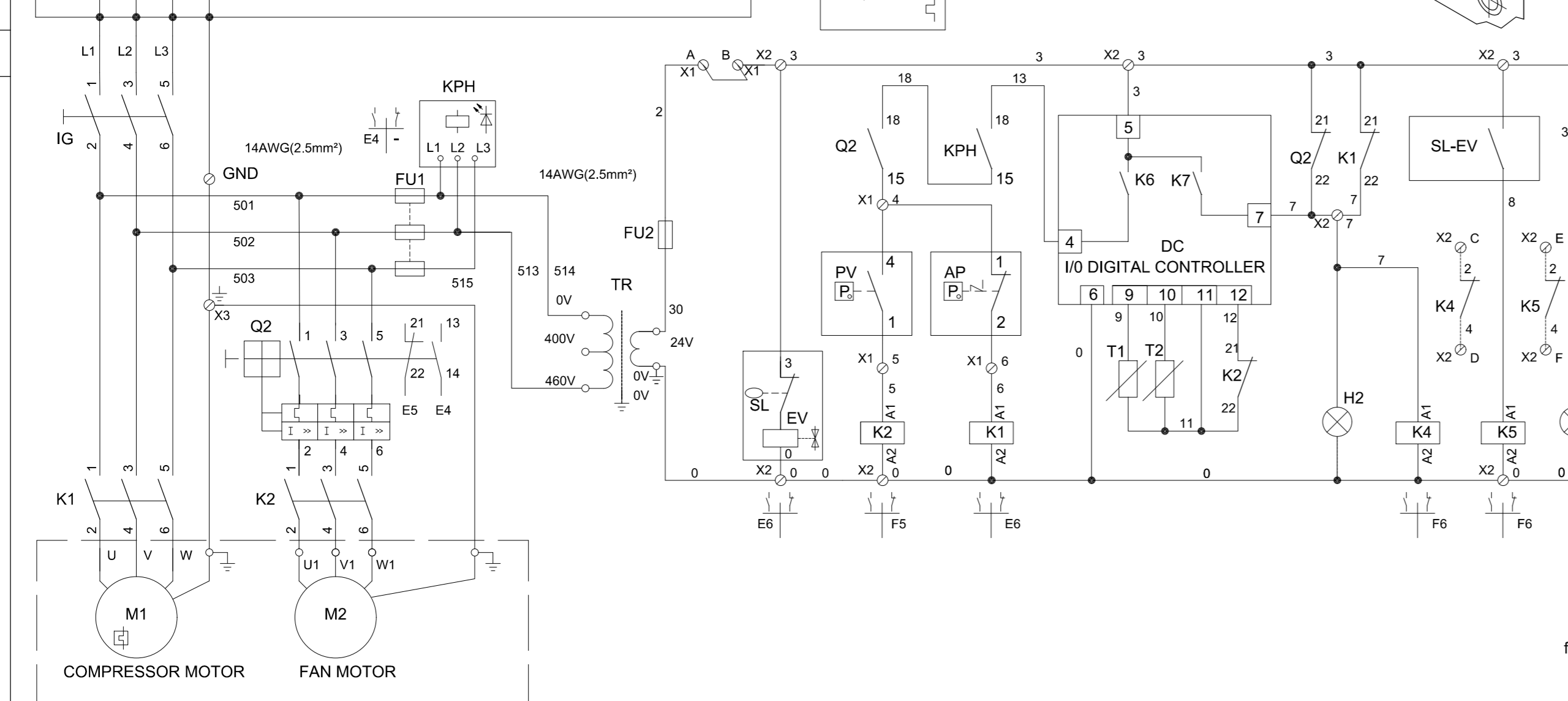
CABLE BILL OF MATERIALS	Length [mm]	Cable Type	WIRE	Side A	Terminal type	Side B	Terminal type	Notes
MAIN SUPPLY	4000	AWG14 4G2.5	L1-L2-L3-GND	80	4x BP-P10	80	4x KE2508ST	LISTED MTW 90°C ***
COMPR. MOTOR M1	2080	AWG14 4G2.5	U-V-W-GND	70 U(BK) 95 V(BN) 40 W(GR) 930 PE	3X BN-FAB608 1x S2,5-M4	150	4x KE2508ST	See ref.1 min bending radius for PE 5 mm. Style 2587 or 2550 or 21098 or 21216 or 21089 or 2464 or equivalent
FAN MOTOR M2	1180	AWG14 4G2.5	U1-V1-W1-GND	80	4x BP-P10	120	4x KE2508ST	Style 2587 or 2550 or 21098 or 21216 or 21089 or 2464 or equivalent
PRESSURE SWITCH PV	1700	AWG18 3x1	4-5-GND	50	2xRF-U4 + RF-M4 (GND)	80	3x KE110	
PRESSURE SWITCH AP	350	AWG18 2x1	4-6	50	TYCO See ref.2	80	2x KE110	STYLE 1015 t≥90°C
SIGNAL LAMP	500	AWG18 1mm² red	0-3-0-7	-	2xRF-F608P (0-7) + 2xBF-F608P (0-3)	-	-	
DOOR EARTH CONN.	450	AWG10 6mm² Ye/Gr	-	-	S6-M5	-	S6-M5	STYLE 1015 t≥90°C. Connected only to the door
PANEL EARTH CONN.	200	AWG10 6mm² Ye/Gr	-	-	S6-M5	-	S6-M5	STYLE 1015 t≥90°C. Supply loose
DIGITAL CONTROLLER X5	200	AWG18 1mm² red	0-3-7-13	-	4xBN-FAR608 + X5	-	-	STYLE 1015 t≥90°C
PROBE KIT + WIRING	200	-	-	-	-	-	-	-
SOL. VALVE SL-EV	1050	4G0.34	0-3-3-8	-	-	120	-	CYJV Cable Assemblies See ref. 3

RACEWAY UL RECOGNIZED (EG. IBOCO T1-E, T1-EN, ...), H≤40
 *** Power supply line must be protected by a raceway (duct) or an approved conduit system
 Wire harness UL certificated CCNZPFW2-ZPFW8



COMPULSORY INSTALLATION AT CUSTOMER CARE.	Model	FLA	Largest motor FLA	CC fuses	RK fuses
Disconnect switch (DSC) + time delay fuses (FU)	E11	4,1	3,8	12	7

Disconnecter switch ≥1.25xFLA



BILL OF MATERIALS	Description	Type	Manuf.	Code	Quant.	Notes
2205043601 rev00 CUBICLE E11 460V RAL7040 UL	MAIN SWITCH	OT25F3	ABB	1089949843	1	
IG	SHAFT HANDLE	OX56X130	ABB	1089949855	1	
H1	SIGNAL LAMP 24V GREEN CURUS	OHYS3AH1	ABB	1089949852	1	
H2	SIGNAL LAMP 24V RED CURUS	33U.5		1089959612	1	loose in a plastic bag
Q2	FAN CIRCUIT BREAKER (0.45-0.63)	33U.5		1089959613	1	
	AUX. CONTACT	3RV2011-0FA10 (0.35-0.5A)	SIEMENS	1089926721	1	
	CONN. BLOCK FOR 3RV S0/S00	3RV2901-1A	SIEMENS	1089926758	1	
K1	CONTACTOR	3RV2928-1K	SIEMENS	1089926791	1	
K2	CONTACTOR	3RT2016-1AB02	SIEMENS	1089943850	1	
K4-K5	AUX RELAY	3RT2015-1AB02	SIEMENS	1089943844	1	
	AUX RELAY BASE	G2R-1-SNI 24Vac	OMRON	1089944926	2	
TR	TRANSFORMER	P2RF-05-E	OMRON	1089944933	2	
	230-460/24-25V, 70VA UL			2202823600	1	
FU1	FUSE	KTK-1		1089916848	3	
	FUSE HOLDER	BCH 3x38		1089959403	1	
FU2	FUSE	5x20 3A GMD-3		1089916879	1	
	FUSE HOLDER	8WA1011-1SF12		1089050616	1	
X1	TERMINAL	HMM.2/2+2/GR	CABUR	1088151036	5	
	GROUND TERMINAL	HTE.2/2+2	CABUR	1088151011	1	
	END PLATE	HMT.2/2+2/PT/GR	CABUR	1088151015	1	
	END STOP	249-116	WAGO	1088003181	1	
X2	TERMINAL	HMM.2/2+2/GR	CABUR	1088151036	8	
	END PLATE	HMT.2/2+2/PT/GR	CABUR	1088151015	1	
	END STOP	249-116	WAGO	1088003181	2	
X3	GROUND TERMINAL	HTE.2/2+2	CABUR	1088151011	1	
	END PLATE	HMT.2/2+2/PT/GR	CABUR	1088151015	1	
GND	GROUND TERMINAL	8WA1011-1PH00	SIEMENS	1089050628	1	
	CABLE GLAND (SUPPLY LINE)	M25x1,5		0698514117	2	1xloose
	NUT	M25x1,5		0697980954	2	1xloose
	CABLE GLAND (M1)	M25x1,5 STR		0698514122	1	
	NUT	M25x1,5		0697980954	1	
	CABLE GLAND (M2)	M20x1,5		0698514121	1	
	NUT	M20x1,5		0697980953	1	
	CABLE GLAND (PV, AP, SL-EV,AUX)	M16x1,5		0698514123	4	
	NUT	M16x1,5		0697980920	4	
	MULTIPL.SEALING (AUX)	2x4		0698514813	1	
	BOX	-		2202807000	1	
	PRINTED DOOR (RAL 7040)	-		2204214981	1	
	FUSES LABEL	-		2202829800	1	
	LABEL C.B. MANTEINANCE	-		2202873105	1	
POR	SEAL	8x8		2204212701	2m	
KPH	PHASE SEQUENCE RELAY	DPA 51 C M44	GAVAZZI	1089957516	1	
AP	CAP	926 683-3	TYCO	1088001523	1	
	SOCKET	AMP 926 893-1	TYCO	1088001534	2	
SL-EV	CABLE ASSY FOR SL-EV	XZ CP114L1L2 (L=2m)	TELEMECANIQUE	1088002120	1	
GVS1	INSULATION FOR TERMINAL	GVS12KV1.5	ELEKTROZUBERHOR	-	1	L=50 mm
	INSULATION FOR TERMINAL	GVS12KV1.5	ELEKTROZUBERHOR	-	3	L=2x35mm + 1x25mm
	PROBE KIT + WIRING	-		2205041651	1	
X5	CONNECTOR	63N040	CS	1089003857	1	
	GLOSSARY	-		2200772335	1	
	SERVICE DIAGRAM	A3 FORMAT		2205043600	2	

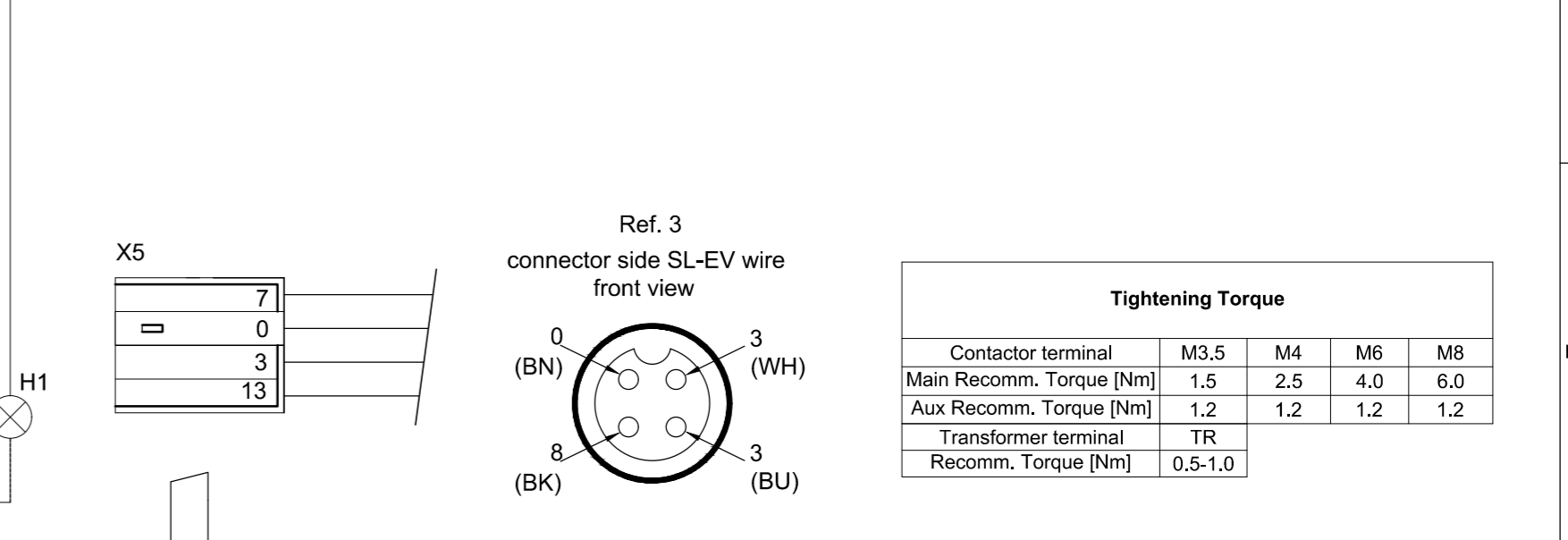
2205043601 rev00 CUBICLE E11 460V RAL7021UL: same as 2205043601 with following differences:
 PRINTED DOOR (RAL 7021) - 2204214983 1

2205043603 rev00 CUBICLE E11 460V RAL7021F UL: same as 2205043601 with following differences:
 PRINTED DOOR (RAL 7021F) - 2204214985 1

2205043604 rev00 CUBICLE E11 460V RAL7011 UL: same as 2205043601 with following differences:
 PRINTED DOOR (RAL 7011) - 2204214982 1

2205043605 rev00 CUBICLE E11 460V RAL5002 UL: same as 2205043601 with following differences:
 PRINTED DOOR (RAL 5002) - 2204214986 1

2205043606 rev01 CUBICLE E11 460V RAL7035 UL: same as 2205043601 with following differences:
 PRINTED DOOR (RAL 7035) - 2204214987 1



Tolerances, if not indicated, according to:		General tolerances	
1350K - v			
Name	SERVICE DIAGRAM	E11 460/60 UL FC	
Material	See Drawing	Confidentiality class acc. to 1102 K	
Treatment	Not Applicable	Internal	
		ACDE	
Scale	-/-	Family	Compare
Drawn by		Blank nr.	Replaces
Drawing format	02.00	Blank wt.	Approved
Des checked.		Prod checked.	Approved.
STATUS		Blank wt.	Designation
		Fini wt.	Sheet () 01 01
		Kg	Date
		Kg	20/02/2020
		2205043600	

CONFIDENTIAL: This document is property of ABB. Copying, distribution, or disclosure of this document to any other person or company, without the prior written permission of ABB, is prohibited.

Note	Position	Modified from	Date	Intr./Appd.
03		Title block updated & DN 220541 17 and CID28208	04-04-2022	

All materials supplied are in compliance with the requirements of the List of Prohibited Substances

Parent 3D Model Ed.Version 3D

Approved Internal

CAI