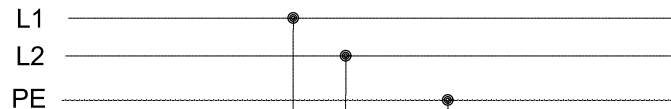
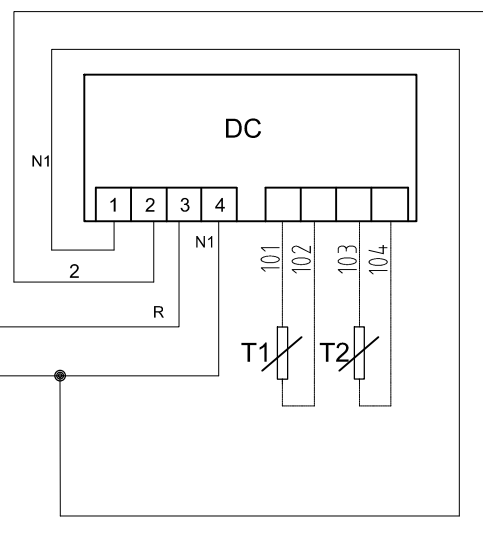
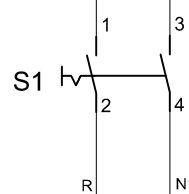
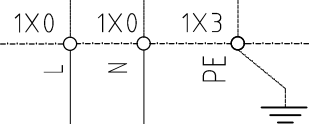
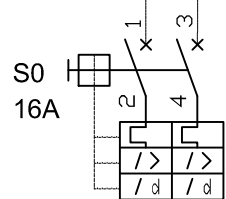


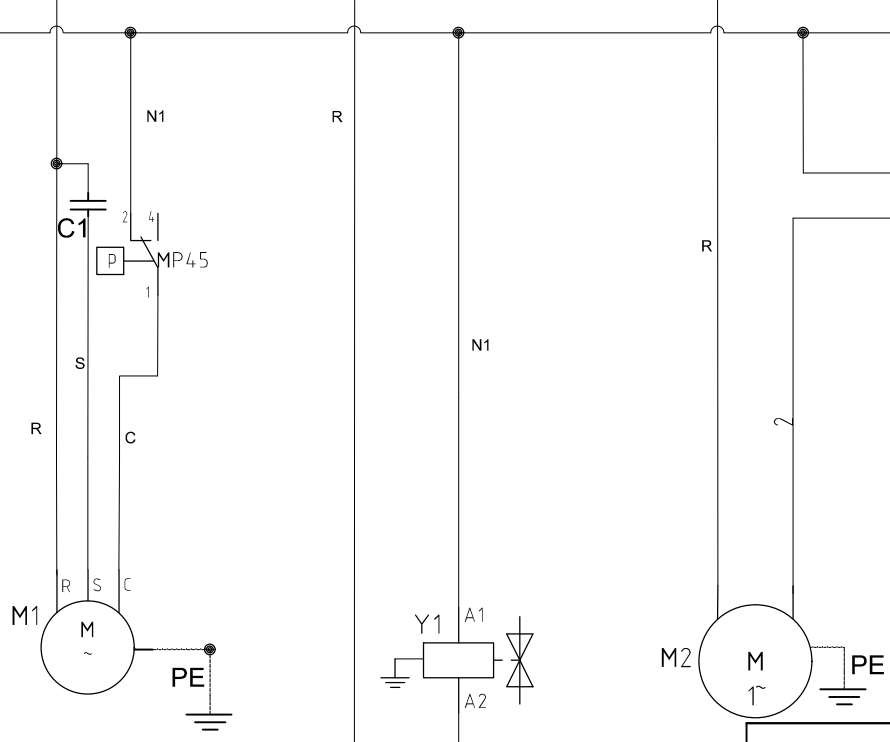
CUSTOMER INSTALLATION



SUPPLY CABLE 3G 2.5MM2



TAG NAME	DESCRIPTION
T3	TIMER SWITCH
Y1	DRAIN SOLENOID VALVE
S1	DISCONNECTING SWITCH
DC	DIGITAL CONTROLLER
M1	COMPRESSOR MOTOR
M2	FAN MOTOR
C1	RUN CAPACITOR
C2	CAPACITOR
T1	TEMPERATURE SENSOR NTC (ROOM)
T2	TEMPERATURE SENSOR NTC (DIG.INPUT)
T3	FAN PRESSURE SWITCH
MP45	HIGH PRESSURE SWITCH
S0	MAIN DISCONNECTING SWITCH



Name		SERVICE DIAGRAM		DXR120-A		Confidentiality Class		1102 K/ Internal		
Material		Not Applicable				ACDE				
Treatment		Not Applicable								
Scale		1:1		Family		Not Applicable		A3		Drawing Owner Transferred from COX
Drawn by				Blank nr.		Not Applicable		Replaces		
Drawing Format		01		Blank wt.		N/A		Kg		Designation Sheet 01 (01)
Des checked.				Prod checked.				Approved.		
Date		2021-07-11 7:11:51		Fini wt.		0		Kg		

01	01	update drawing				Not Applicable	Not Applicable
Note	Position	Modified from	Date	Intr./Appd.	Parent 3D Model	Ed.Version 3D	Ed.Version 3D

9843040913

Approved Internal