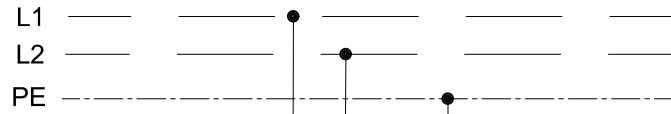
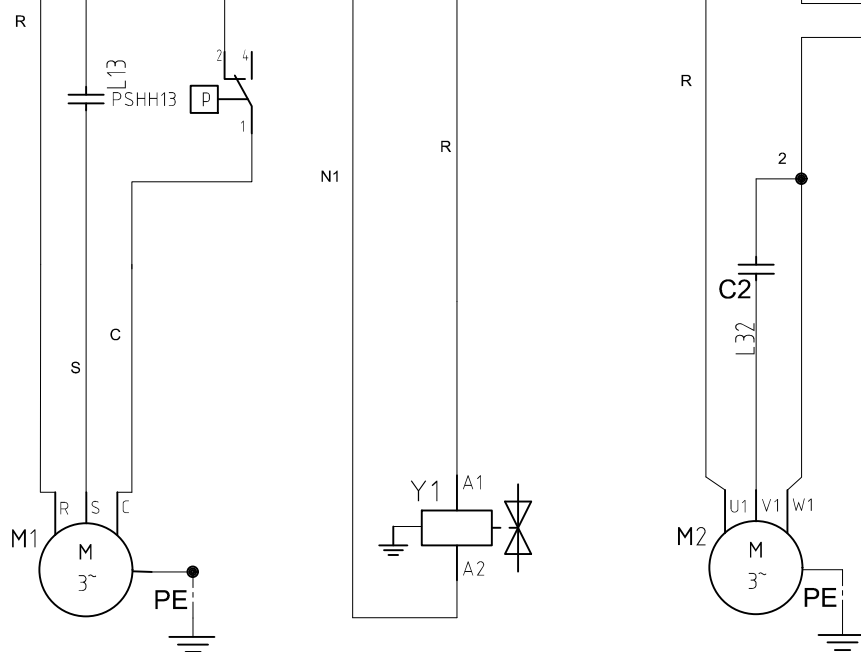
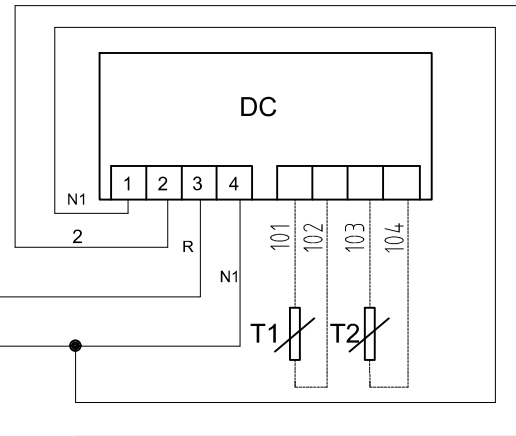
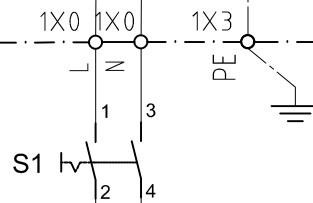
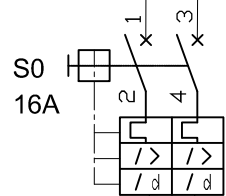


CUSTOMER INSTALLATION



SUPPLY CABLE 3G 2.5MM2



TAG NAME	DESCRIPTION
T3	TIMER SWITCH
Y1	DRAIN SOLENOID VALVE
S1	DISCONNECTING SWITCH
DC	DIGITAL CONTROLLER
M1	COMPRESSOR MOTOR
M2	FAN MOTOR
C1	RUN CAPACITOR
C2	CAPACITOR
T1	TEMPERATURE SENSOR NTC (ROOM)
T2	TEMPERATURE SENSOR NTC (DIG.INPUT)
PSHH13	HIGH PRESSURE SWITCH
S0	MAIN DISCONNECTING SWITCH

Name		SERVICE DIAGRAM		DXR140-A		Confidentiality Class		1102 K/ Internal			
Material		Not Applicable				ACDE				Drawing Owner Transferred from COX	
Treatment		Not Applicable								Designation Sheet 01 (01)	
Scale		1:1		Family		Not Applicable		A3		Compare	
Drawn by				Blank nr.		Not Applicable				Replaces	
Drawing Format		01		Blank wt.		N/A		Kg		Fini wt. 0 Kg	
STATUS		Approved Internal		Des checked.		Prod checked.		Approved.		Date 2021-07-26 7:28:14	

01	01	update drawing				Not Applicable	Not Applicable
Note	Position	Modified from	Date	Intr./Appd.	Parent 3D Model	Ed.Version 3D	

9829239730