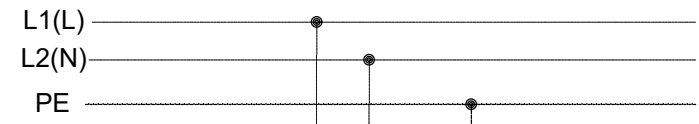
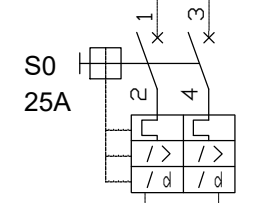


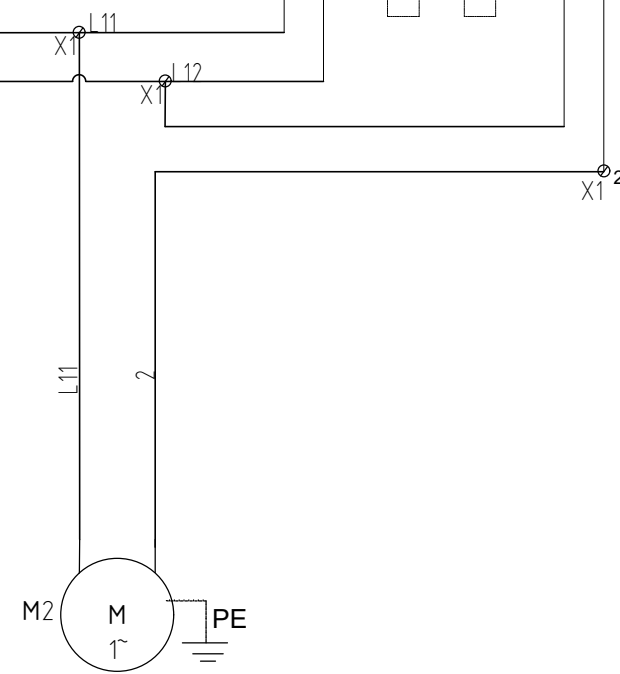
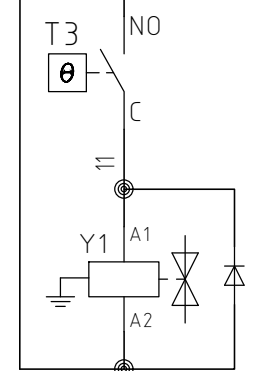
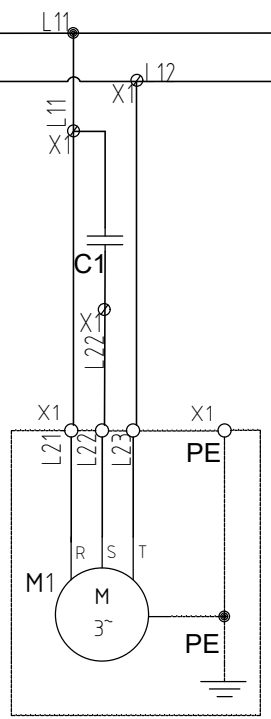
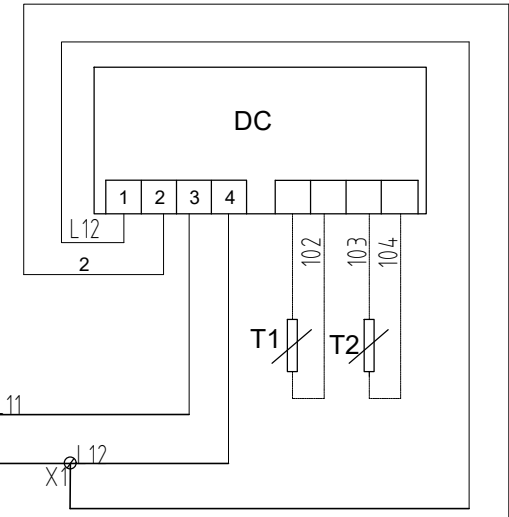
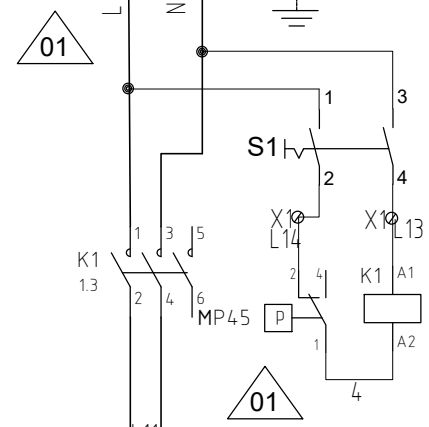
CUSTOMER INSTALLATION



230V 1Ph. 50Hz Supply



SUPPLY CABLE 3G 2.5MM2



TAG NAME	DESCRIPTION
T3	TIMER SWITCH
Y1	DRAIN SOLENOID VALVE
S1	DISCONNECTING SWITCH
DC	DIGITAL CONTROLLER
M1	COMPRESSOR MOTOR
M2	FAN MOTOR
K1	CONTACTOR
C1	RUN CAPACITOR
T1	TEMPERATURE SENSOR NTC (ROOM) Tc
T2	TEMPERATURE SENSOR NTC (DIG.INPUT) Te
MP45	HIGH PRESSURE SWITCH
S0	MAIN DISCONNECTING SWITCH

Notes:

- Compressor line, fan line, drain valve line and power line shall take an outlet hole.
 - Controller power supply, fan control power supply, boat type switch power supply inlet line, boat type switch power supply outlet through another outlet hole.
- 备注:
- 压缩机线，风扇线，排水阀线，电源线走一个出线孔
 - 控制器电源，风扇控制电源，船型开关电源进线，船型开关电源出线走另一个出线孔

All materials supplied are in compliance with the requirements of the List of Prohibited Substances

X1

PE	L11	L11	L11	L12	L12	L12	L22	L13	2	L	N	PE
----	-----	-----	-----	-----	-----	-----	-----	-----	---	---	---	----

Name				DXR200~240-A				Confidentiality Class		1102 K/	
Material								ACDE		Drawing	
Treatment								Scale		Family	
STATUS				Drawn by		Blank nr.		Compare		Replaces	
				Drawing Format		Blank wt. Kg		Fini wt. Kg		Designation	
				Des checked.		Prod checked.		Approved.		Date	
										Sheet ()	

Note	Position	Modified from	Date	Intr./Appd.	Parent 3D Model	Ed.Version 3D