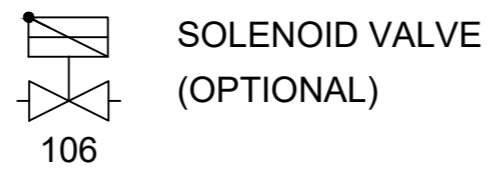
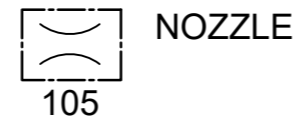


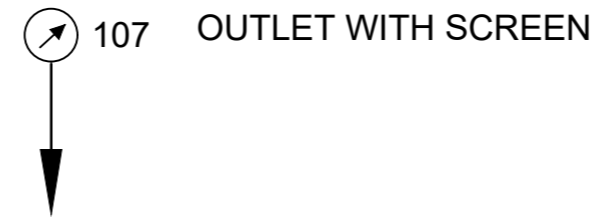
101  
INLET FILTER



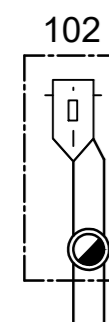
SOLENOID VALVE  
(OPTIONAL)  
106




NOZZLE  
105



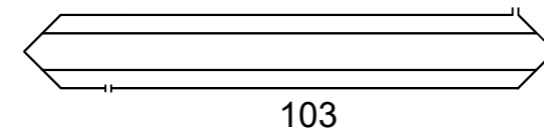
107 OUTLET WITH SCREEN



102  
INLET FILTER



107 SCREEN



MEMBRANE DRYER

103

AC  
OTHER

▶ FLOW DIRECTION

NOTES:-

- AIR
- SIGNAL AIR
- ENCLOSURE FOR SEVERAL COMPONENT ASSEMBLED IN ONE UNIT

For symbols see 9823 4059 00

All materials supplied are in compliance with the requirements of the List of Prohibited Substances

CONFIDENTIAL: This document is our property and shall not be used, copied, or disseminated to any other person or company.

1			10/28/2021	INEBM
Note	Position	Modified from	Date	Intr./Appd.

Parent 3D Model	Ed. Version 3D
-----------------	----------------

Name		FLOW DIAGRAM DHM MEMBRANE DRYER		Confidentiality Class acc. to 1102K	
Material		NOT APPLICABLE		Internal	
Treatment		ACD		ACD	
Scale		--		Family	
Drawn by		INEBM		Blank nr.	
Version Drwg		01		Kg	
Des checked.		Prod checked.		Approved.	
Date		10/7/2021		Designation	
RELEASED		9827728300		Sheet ( ) 01 01	
				Drawing owner	
				API	
				9827728303-01	