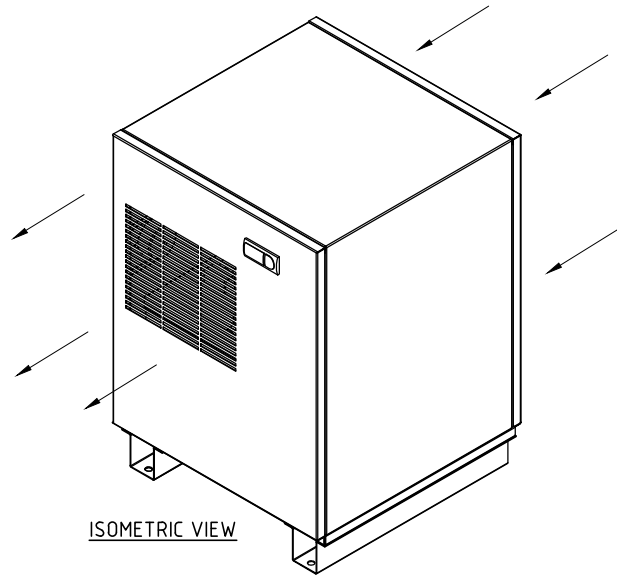


Files : C:\Users\RD2-5-2016\Desktop\MAST00-06 , Dimension Drawing#3\MA00-6-003.dwg

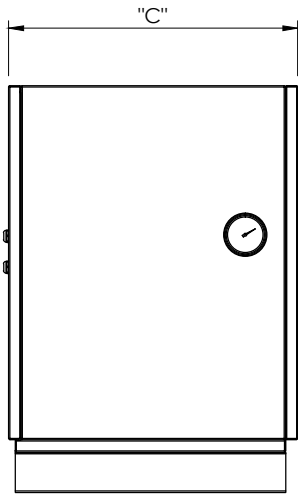
PRIOR

C

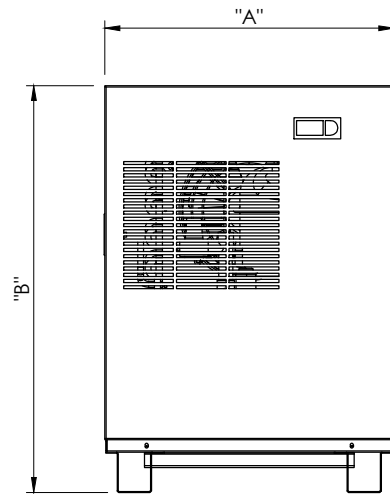


ISOMETRIC VIEW


MODEL	"A"		"B"		"C"		"D"		"E"		"F"		"G"	
	mm./	inch	mm./	inch	mm./	inch	mm./	inch	mm./	inch	mm./	inch	mm./	inch
NXC0030-0045	462	18.19	655	25.79	467	18.39	150	5.91	277	10.91	195	7.68	565	22.24
NXC0020	430	16.93	565	22.24	406	15.98	198	7.80	239	9.41	116	4.57	525	20.67



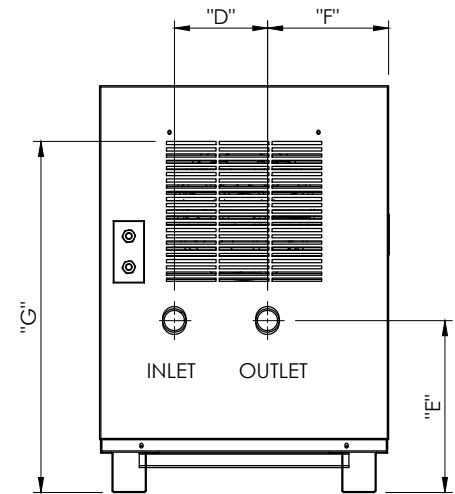
LEFT VIEW



FRONT VIEW



RIGHT VIEW



BACK VIEW

	THIRD-ANGLE PROJECTION	MAT'L : -	Q'TY : -	
		PAINTING : -	DATE : JUN 3, 2016	SCALE : 1:12
TITLE / NAME : DIMENSIONAL DRAWING NXC 0020 - 0045				
GEN. TOL. 1) DIM. 0 - 600 ±0.5 4) ANGLE ±10 2) DIM. 600 - 1500 ±1.0 3) DIM. 1500 UP ±2.0			DWG.No. MA00-1-003	REV. : SHEET :