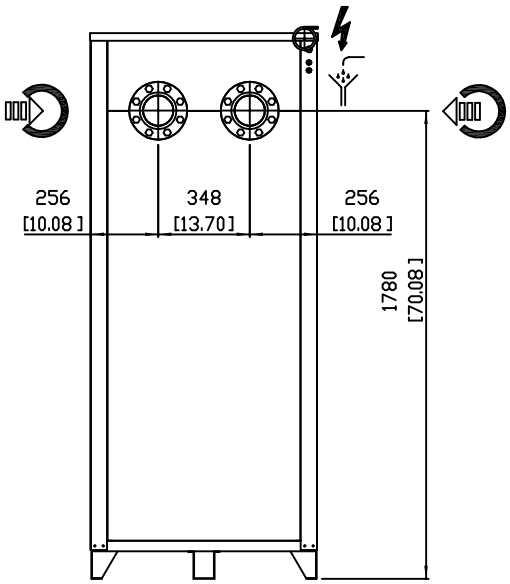

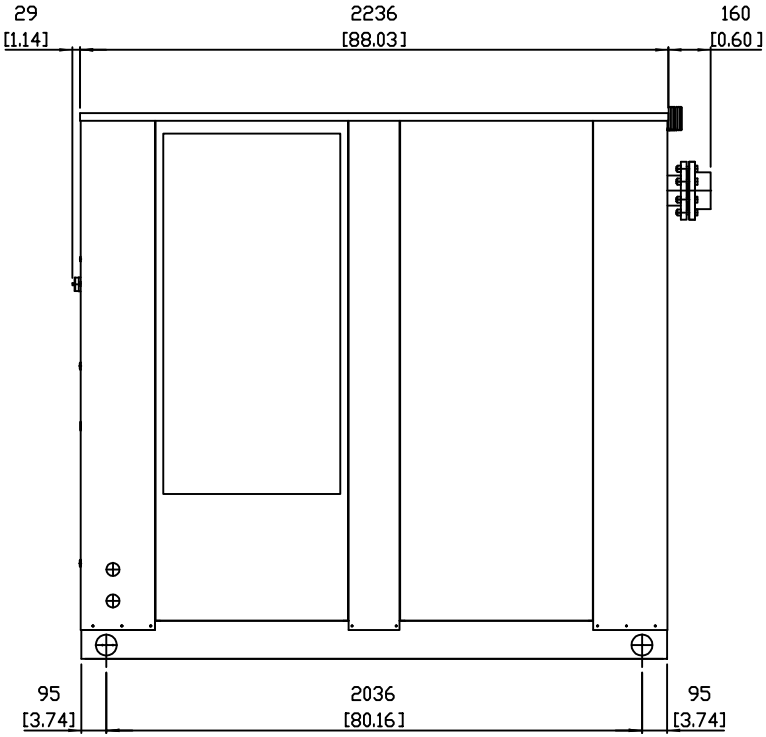

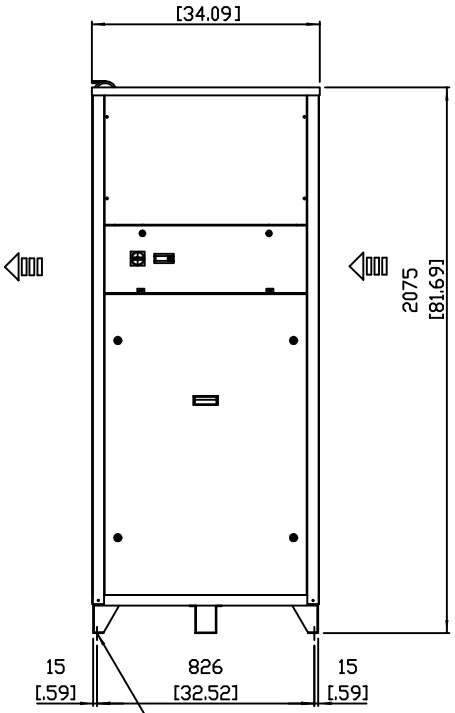

N°2+2 FORI ø11
N°2+2 HOLES ø11
N°2+2 TROUS ø11
N°2+2 BOHRUNGEN ø11
N°2+2 AGUJEROS ø11

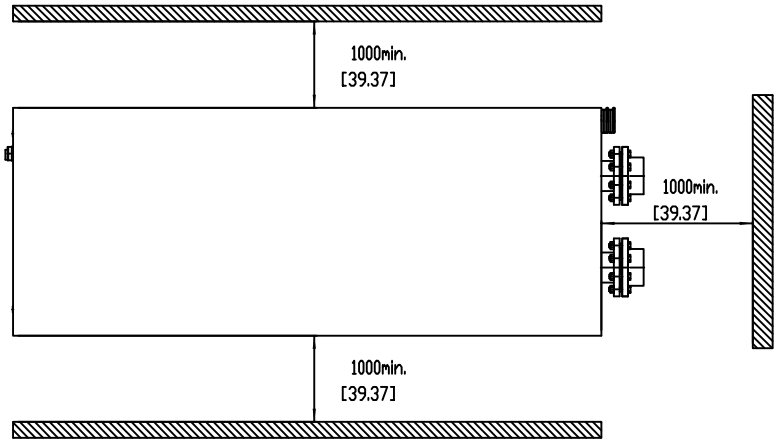

mm
[inch]

SCOSTAMENTI LIMITE AMMESSI PER FORI CIRCOLARI E QUADRATI ±1

SCOSTAMENTI LIMITE AMMESSI PER DIMENSIONI LINEARI
FINO A 800 ±3
OLTRE 800 ±5

ø 4" F NPT	ø 4" F NPT		
INGRESSO ARIA AIR INLET ENTREE D'AIR LUFTEINTRITT ENTRADA DEL AIRE	USCITA ARIA AIR OUTLET SORTIE D'AIR LUFTAUSTRITT SALIDA DEL AIRE	SCARICO CONDENSA CONDENSATE DRAIN PURGE DES CONDENSATS KONDENSATABLASS DESCARGA DE LA CONDENSACION	ALIMENTAZIONE ELETTRICA POWER SUPPLY ALIMENTATION ELECTRIQUE ELEKTROANSCHLUSS ALIMENTACION ELECTRICA

REVISIONE INDEX		DATA DATE	FIRMA SIGNATURE
-	-	-	-
-	-	-	-

DENOMINAZIONE DENOMINATION	DISEGNATORE DRAFTSMAN	DATA DATE
NRC1600-2000 STD DIMENSIONI INGOMBRO OVERALL DIMENSIONS DIMENSIONS ENCOMBREMENT ABMESSUNGEN DIMENSIONES TOTALES	M. Bassan	17/10/2011
	VISTO DA CHECKED BY: L.Ruozzi	SCALA SCALE: 1:20
	DISEGNO DRAWING: EHD0341	REV. INDEX: A / FOGLIO SHEET: 1 / 1

nano PURIFICATION SOLUTIONS